



Worldwide Fitness Company



# **GENERAL CATALOGUE**



# MADE IN ITALY

**PANATTA IS THE LONGEST LIVED ITALIAN COMPANY IN THE FITNESS INDUSTRY, THE ONE AND ONLY TO PRODUCE TOTALLY THE MACHINES MADE IN ITALY.**

PANATTA WAS FOUNDED 6 DECADES AGO BY THE PASSION OF RUDY PANATTA, THE COMPANY BASES ITS ROOTS IN THE ORIGIN OF THE PHYSICAL CULTURE.

THE SUCCESS OF THE PANATTA BRAND IN THE WORLD HAS BEEN POSSIBLE THANKS TO THE TOTAL CONTROL OF THE DEVELOPMENT CYCLE AND THE PRODUCTION PROCESS OF EACH SINGLE MACHINE, WHOSE PRODUCTION PHASES ARE ALL CARRIED OUT INSIDE THE COMPANY. THE COMPANY EXPANDS OVER 20.000 SQM OF COMPLETE INDOOR PROPERTY PLANTS, LOCATED IN THE HEART OF THE MARCHE REGION.

#### HEADQUARTER

- Legal office - administrative headquarters
- Sales and Marketing departments
- Showroom of over 1800 sqm with more than 400 fitness machines to view and try out
- Engineering and Design department composed by a team of engineers and designers
- After sale office and spare parts delivery

#### MANUFACTURING SITE

- Prototyping laboratory
- Test and inspection laboratory
- Mechanical department equipped with more than 16 manual welding stations, 3 three-dimensional 10-axis welding robots and numerically controlled working centers
- Automated counterweight brick production center including cutting, drilling and finishing processes (1 brick every 38 seconds)
- Polyurethane molding department with double equipment for flexible (padding) and integral (footboards, cloches, etc.) production
- Two in-line powder coating plants: sandblasting machines for parts cleaning, three painting booths with robotic system, two ovens and two 250 m long aerial conveyors that deliver the finished product directly to the assembly department. Plants operating on multiple shifts
- Isotonic and cardio fitness assembly departments
- Quality control and final testing of each manufactured product
- Logistics headquarters and goods shipment with robotic packaging system

**WHOEVER CHOOSES THE PANATTA BRAND EMBRACES HISTORY, TRADITION, BIOMECHANICAL EXCELLENCE AND INCOMPARABLE QUALITY.**

**6 DECADES OF HISTORY  
THE SAME COMPANY  
PROPERTY OVER  
THE YEARS**

**6 DECADI DI STORIA  
SEMPRE LA STESSA  
ED UNICA PROPRIETÀ**



Worldwide Fitness Company





PANATTA

**PANATTA  
HEADQUARTER  
ITALY**

CERTIFICATIONS





# PANATTA SHOWROOM ITALY - 1800 sqm



THE WIDEST VARIETY  
OF EQUIPMENT DISPLAYED/  
MORE THAN 400 UNITS



# GENERAL CATALOGUE



<b>CARDIO</b>	<b>8</b>
ROSSOPURO RUN 21,5	11
PININFARINA TOUCH LED PLUS	14 22
FENIX TOUCH LED PLUS	28 36
ECOLINE	46
<b>STRENGTH</b>	<b>58</b>
SELECTORIZED MONOLITH FIT EVO ( <i>machines/benches</i> ) SEC ( <i>machines/benches</i> ) SEC DUAL FUNCTION	60 78 116 136
PLATE LOADED FREEWEIGHT SPECIAL ( <i>machines/benches</i> ) FREEWEIGHT HP ( <i>machines/benches</i> )	142 170
ACCESSORIES	194
<b>POWERLIFTING</b>	<b>204</b>
BENCHES / RACKS / PLATFORMS	206

<b>FUNCTIONAL</b>	<b>212</b>
DFC - DYNAMIC FUNCTIONAL CAGE INDOOR ( <i>cages/rigs/racks/elements</i> ) OUTDOOR ( <i>cages/elements</i> ) FUNCTIONAL ACCESSORIES	212 214 246 264
INSIDE DUAL ADJUSTABLE PULLEY ( <i>4 models</i> )	270 276
<b>KIDS SYSTEM</b>	<b>282</b>
KIDS SYSTEM	284
<b>GROUP ACTIVITIES</b>	<b>288</b>
RACE WALKER AEROBICS	289 292
<b>INTERIOR DESIGN</b>	<b>296</b>
INTERIOR	297
<b>GYM FLOOR</b>	<b>302</b>
GYM FLOOR	303
<b>SERVICES / REFERENCES</b>	<b>304</b>
MARKETING SUPPORT / AFTER SALE SERVICES / LAYOUT / REFERENCES	305 308
<b>ATELIER</b>	<b>320</b>





**NEW  
PRODUCT**

ROSSOPURO



Worldwide Fitness Company



Find more

# ROSSOPURO TOUCH



## RUN - TOUCH 21,5

1RPT003

**CONSOLE WITH HD DISPLAY 21.5"**

**NEW ACTIVITY PILOT**  
NEW TRAINING VIDEOS  
NEW CHALLENGES  
NEW MULTIMEDIA FEATURES

**WIRELESS CHARGING STATION**

**INTELLIGENT CONTROL LEVER**

**COMPACT DESIGN**

**LARGEST RUNNING AREA 160X58 CM**

**NEW AUTOMATIC LUBRICATION SYSTEM**

**WIDE RANGE OF FRAME COLORS**

**EMERGENCY LIGHTING**

<b>Dimensions (LxWxH)</b>	205x95x160 cm	<b>Power Supply</b>	200-240 VAC 50-60 Hz 100-240 VAC 50-60 Hz	<b>Warranty frame</b>	7 years	<b>Optional frame colours</b>	graphite, glossy white, yellow, red, green, sky blue, glossy black, matt black, matt white, pink, orange, gold, only transparent
<b>Running surface</b>	160x58 cm	<b>Machine Weight</b>	240 kg	<b>TV: DVB-T/T2 H.264 H.265, IPTV, DVB-C, ATSC</b>			
<b>Speed</b>	0.8/26 Km/h (±0.1)	<b>Engine Power (peak)</b>	7 hp				
<b>Inclination</b>	0-15%	<b>Wifi® / Bluetooth®</b>	yes				

# PANATTA CARDIO FITNESS MAIN FEATURES



## DESIGNED AND MADE IN ITALY

Panatta Cardio fitness is a perfect combination of shape and technology, beauty and functionality. 100% Made In Italy. Maximum Customization.

## THE BEST QUALITY/PRICE RATIO

Maximum functionality with an excellent value for money.

## AUTROLUBRICATION

For the Cardio Lines Panatta chooses materials from the automotive world and introduces an automatic lubrication system that saves up to € 1.000 in the first three years of runner maintenance.

## PROFESSIONAL AND USER FRIENDLY

Training programs suited for every user, from the entry-levels to the professionals of different sports. user-friendly, intuitive and modern display.



# PININFARINA CARDIO TOUCH

La linea cardiofitness che ha fatto invecchiare di 10 anni tutta la concorrenza. La più copiata! Un nome leggendario per tutti gli amanti delle auto sportive portavoce di uno stile inconfondibile nel mondo, firma la nuova linea di macchine Panatta. Un nuovo cardiofitness che coniuga il perfetto incontro tra forma e tecnologia, tra bellezza e funzionalità.

The cardio fitness line that has aged the keen competition of 10 years. The most imitated! A legendary name in the world of sports cars and the envoy of an unmistakable style throughout the world has designed the new line of panatta cardio fitness machines. A new concept in cardio fitness that represents the perfect union of form and technology, beauty and functionality.

FR. La ligne cardio-fitness qui a fait vieillir de 10 ans toutes les autres. La plus copiée! Un nom légendaire pour tous les amoureux des voitures de sport, précurseur d'un style unique au monde, signe la nouvelle ligne de machines Panatta. Une nouvelle gamme cardio-fitness alliant parfaitement forme et technologie, beauté et fonctionnalité.

ES. La línea cardio-fitness que ha echo envejecer de 10 años todas las demás líneas de la competencia. La más copiada! Un nombre legendario para todos los amantes de los coches deportivos, portavoz de un estilo inconfundible en el mundo, firma la nueva línea de máquinas cardiofitness Panatta. Un nuevo cardiofitness que conjuga la combinación perfecta entre forma y tecnología y entre belleza y funcionalidad.

DE. Der Name Pininfarina steht als Legende für alle Liebhaber des Automobilsports, er ist Ausdruck eines weltweit unverwechselbaren Stils und besonderem Design. Die neue Cardio Linie von Panatta ist die persönliche Handschrift des Designers. Sie stellt in dieser Serie eine perfekte Verbindung von Form und Technologie, sowie Schönheit und Funktionalität dar. Mit der Ergänzung eines Multimedia Display bietet es allen Nutzern ein besonderer Trainingserlebnis.

RU. Линия для кардиотренировок, которая отодвинула назад на 10 лет всех конкурентов. самая копируемая другими производителями! Легендарное имя для всех любителей спортивных машин, синоним уникального в мире стиля, становится лицом новой линии оборудования для занятий кардиофитнесом компании Panatta. Новый вид кардиофитнеса, который прекрасно сочетает в себе форму и технологию, красоту и функциональность.

AR. خط Cardiofitness الذي يسبق المنافسين بـ 10 سنوات. وهو الأكثر تقليدا! اسم لأحد بين جميع عشاق السيارات الرياضية. ويعتبر ناطق رسمي باسم طراز ميز في العالم. حيث قام بوضع توقيعه على التشكيلة الجديدة لماكينات لياقة القلب التي تقوم بصنعها شركة Panatta. لياقة جديدة للقلب. جمع بداخلها لقاء نام ما بين الشكل والتكنولوجيا وما بين الجمال والعمليّة.

AR.



Find more

# MULTI-TOUCH SCREEN



#### **DISPLAY HD 15' LED**

Maximum brightness and visibility of the parameters. A display designed to last forever and lower the energy consumption.

#### **CAPACITIVE MULTI-TOUCH SCREEN**

Multi touch screen for an incredible experience and user interaction.

#### **RELIABILITY**

Glass touch-screen with tempered 4 mm thickness, guarantee of resistance against breakages and scratches. Industrial component for a long lasting reliability of professional use.

#### **IMPERMEABILITY**

Assembly touch screen in aseptic environment with waterproof guarantee.



# RUNNER - TOUCH

1PPT603



# ELLIPTICAL - TOUCH

1PPT604



2oubletr ner



- Touch Screen
- Design
- Automatic Lubrication
- Training Programs
- Virtual training
- Rapid Touch Control
- Streaming on demand

Inclination	0-15%	Power Supply	230 VAC 50/60 Hz	TV: ATSC	optional	Standard frame colours	alu silver
Speed	0,5/25 Km/h	Engine Power (peak)	7 HP	TV: DVB-T/T2 H.264 H.265, IPTV, DVB-C	standard	Optional frame colours	graphite, glossy white, yellow, red, green, sky blue, glossy black, matt black, matt white, pink, orange, gold, only transparent
Dimensions (LxWxH)	231x98x152 cm	Max. absorbed power	2300 VA	Wifi®/Bluetooth®	optional		
Machine Weight	227 kg	Warranty frame	7 years				
Treadmill surface (LxW)	155x52 cm	Internet Connection	yes				

- Touch Screen
- Design
- Training Programs
- Virtual training
- Rapid Touch Control
- Streaming on demand

Difficulty levels	32	Trasmission system	belt	Internet Connection	yes	Standard frame colours	alu silver
Resistance	500 W	Resistance system	electromagnetic	TV: DVB-T/T2 H.264 H.265, IPTV, DVB-C	standard	Optional frame colours	graphite, glossy white, yellow, red, green, sky blue, glossy black, matt black, matt white, pink, orange, gold, only transparent
Dimensions (LxWxH)	230x70x175 cm	Power Supply	100-230 VAC 50/60 Hz	TV: ATSC	optional		
Machine Weight	164 kg	Power Consumption	40 VA	Wifi®/Bluetooth®	optional		
Stride Length	52 cm	Warranty frame	7 years				



# BIKE - TOUCH

1PPT601



# HORIZONTAL BIKE - TOUCH

1PPT602



- Touch Screen
- Design
- Training Programs
- Virtual training
- Rapid Touch Control
- Streaming on demand

<b>Difficulty levels</b>	32	<b>Resistance system</b>	electromagnetic	<b>TV: DVB-T/T2 H.264 H.265, IPTV, DVB-C</b>	standard	<b>Standard frame colours</b>	alu silver
<b>Resistance</b>	500 W	<b>Power Supply</b>	100-230 VAC 50/60 Hz	<b>TV: ATSC</b>	optional	<b>Optional frame colours</b>	graphite, glossy white, yellow, red, green, sky blue, glossy black, matt black, matt white, pink, orange, gold, only transparent
<b>Dimensions (LxWxH)</b>	116x55x149 cm	<b>Power Consumption</b>	40 VA	<b>Wifi®/Bluetooth®</b>	optional		
<b>Machine Weight</b>	76 kg	<b>Warranty frame</b>	7 years				
<b>Transmission system</b>	belt	<b>Internet Connection</b>	yes				

- Touch Screen
- Design
- Training Programs
- Virtual training
- Rapid Touch Control
- Streaming on demand

<b>Difficulty levels</b>	32	<b>Resistance system</b>	electromagnetic	<b>TV: DVB-T/T2 H.264 H.265, IPTV, DVB-C</b>	standard	<b>Standard frame colours</b>	alu silver
<b>Resistance</b>	500 W	<b>Power Supply</b>	100-230 VAC 50/60 Hz	<b>TV: ATSC</b>	optional	<b>Optional frame colours</b>	graphite, glossy white, yellow, red, green, sky blue, glossy black, matt black, matt white, pink, orange, gold, only transparent
<b>Dimensions (LxWxH)</b>	155x66x127 cm	<b>Power Consumption</b>	40 VA	<b>Wifi®/Bluetooth®</b>	optional		
<b>Machine Weight</b>	95 kg	<b>Warranty frame</b>	7 years				
<b>Transmission system</b>	belt	<b>Internet Connection</b>	yes				

# PININFARINA LED PLUS

La linea cardiofitness che ha fatto invecchiare di 10 anni tutta la concorrenza. La più copiata! Un nome leggendario per tutti gli amanti delle auto sportive, portavoce di uno stile inconfondibile nel mondo, firma la nuova linea di macchine Panatta. Un nuovo cardiofitness che coniuga il perfetto incontro tra forma e tecnologia, tra bellezza e funzionalità.

The cardio fitness line that has aged the keen competition of 10 years. The most imitated! A legendary name in the world of sports cars and the envoy of an unmistakable style throughout the world has designed the new line of panatta cardio fitness machines. A new concept in cardio fitness that represents the perfect union of form and technology, beauty and functionality.

FR. La ligne cardio-fitness qui a fait vieillir de 10 ans toutes les autres. La plus copiée ! Un nom légendaire pour tous les amoureux des voitures de sport, précurseur d'un style unique au monde, signe la nouvelle ligne de machines Panatta. Une nouvelle gamme cardio-fitness alliant parfaitement forme et technologie, beauté et fonctionnalité.

Es. La línea cardio-fitness que ha echo envejecer de 10 años todas las demás líneas de la competencia. La más copiada! Un nombre legendario para todos los amantes de los coches deportivos, portavoz de un estilo inconfundible en el mundo, firma la nueva línea de máquinas cardiofitness panatta. Un nuevo cardiofitness que conjuga la combinación perfecta entre forma y tecnología y entre belleza y funcionalidad.

De. Der Name Pininfarina steht für alle Liebhaber des Automobilsports als Legende, er ist Ausdruck eines weltweit unverwechselbaren Stils und besonderem Design. Die neue Cardio Linie von Panatta ist die persönliche Handschrift des Designers. Sie stellt in dieser Serie eine perfekte Verbindung von Form und Technologie, sowie Schönheit und Funktionalität dar.

Ru. Линия для кардиотренировок, которая отодвинула назад на 10 лет всех конкурентов. Самая копируемая другими производителями! Легендарное имя для всех любителей спортивных машин, синоним уникального в мире стиля, становится лицом новой линии оборудования для занятий кардиофитнесом компании Panatta. Новый вид кардиофитнеса, который прекрасно сочетает в себе Форму и технологию, красоту и функциональность.

AR. خط Cardiofitness الذي يسيق المنافسين بـ 10 سنوات. وهو الأكثر تقليدا! اسم لائق بين جميع عشاق السيارات الرياضية. ويعتبر ناطق رسمي باسم طراز ميز في العالم. بحيث قام بوضع توقيع على التشكيلة الجديدة لماكينات لياقة القلب التي تقوم بصنعها شركة Panatta. لياقة جديدة للقلب. جمع بداخلها لقاء نام ما بين الشكل والتكنولوجيا وما بين الجمال والعملية.






Find more



# RUNNER - LED PLUS

LED PLUS - 1PP103







-  Design
-  Automatic Lubrication
-  Training Programs
-  Rapid Touch Control

Inclination	0-15%	Engine Power (peak)	7 HP	Standard frame colours	alu silver
Speed	0,5/20 Km/h	Max. absorbed power	2300 VA	Optional frame colours	graphite, glossy white,
Dimensions (LxWxH)	231x98x152 cm	Warranty frame	7 years		yellow, red, green, sky blue,
Machine Weight	227 kg				glossy black, matt black,
Treadmill surface (LxW)	155x52 cm				matt white, pink, orange,
Power Supply	230 VAC 50/60 Hz				gold, only transparent

# ELLIPTICAL - LED PLUS

LED PLUS POWERED - 1PP104  
LED PLUS SELF POWERED - 1PP104A




-  Design
-  Training Programs
-  Rapid Touch Control
-  Energy Saving

Difficulty levels	1-16	Resistance system	electromagnetic	Standard frame colours	alu silver
Resistance	500 W	Power Supply (Powered)	100-230 VAC 50/60 Hz	Optional frame colours	graphite, glossy white,
Dimensions (LxWxH)	230x70x175 cm	Power Consumption (Powered)	50 VA		yellow, red, green, sky blue,
Machine Weight	164 kg	Warranty frame	7 years		glossy black, matt black,
Stride Length	52 cm				matt white, pink, orange,
Transmission system	belt				gold, only transparent



# BIKE - LED PLUS


LED PLUS POWERED - 1PP101  
LED PLUS SELF POWERED - 1PP101A



Difficulty levels	1-16	Power Supply (Powered)	100-230 VAC 50/60 Hz	Standard frame colours	alu silver
Resistance	500 W	Power Consumption (Powered)	40 VA	Optional frame colours	graphite, glossy white, yellow, red, green, sky blue, glossy black, matt black, matt white, pink, orange, gold, only transparent
Dimensions (LxWxH)	116x55x149 cm	Warranty frame	7 years		
Machine Weight	76 kg				
Transmission system	belt				
Resistance system	electromagnetic				

# HORIZONTAL BIKE - LED PLUS

LED PLUS POWERED - 1PP102  
LED PLUS SELF POWERED - 1PP102A



Difficulty levels	1-16	Power Supply (Powered)	100-230 VAC 50/60 Hz	Standard frame colours	alu silver
Resistance	500 W	Power Consumption (Powered)	40 VA	Optional frame colours	graphite, glossy white, yellow, red, green, sky blue, glossy black, matt black, matt white, pink, orange, gold, only transparent
Dimensions (LxWxH)	155x66x127 cm	Warranty frame	7 years		
Machine Weight	95 kg				
Transmission system	belt				
Resistance system	electromagnetic				

# FENIX CARDIO TOUCH

Cardio Fenix touch è una linea cardio fitness moderna e tecnologica. Made in Italy, programmi smart e pro, massimo entertainment con TV, streaming, social media e navigazione internet. Un'esperienza di allenamento unica al miglior rapporto qualità - prezzo del mercato.

Cardio Fenix touch is a modern and technological cardio line. Made in Italy, smart and pro setups, the best TV entertainment, streaming platforms, social media and internet tools. Your training experience at the best price-quality ratio in the market.

FR. Fenix Touch est une gamme cardio-fitness moderne et technologique. Made in Italy, programmes smart et pro, divertissement maximum avec TV, streaming, réseaux sociaux et navigation sur Internet. Une expérience d'entraînement unique au meilleur rapport qualité-prix du marché.

ES. Cardio Fenix touch es una línea de cardio fitness moderna y tecnológica. Hecha en Italia, programas inteligentes y profesionales, máximo entretenimiento con TV, streaming, redes sociales y navegación por internet. Una experiencia de entrenamiento única con la mejor relación calidad - precio de mercado.

DE. Cardio Fenix Touch ist Panattas moderne Cardio-Serie Made in Italy. Sie zeichnet sich aus, durch intelligente und professionelle Programme, beste Unterhaltung mit TV, Streaming, Social Media und Internet. Ein einzigartiges Trainingserlebnis mit dem besten Preis-Leistungs-Verhältnis auf dem Markt.

RU. Cardio Fenix touch - это современная и технологичная линия кардио-фитнеса. Сделано в Италии, smart и профессиональные программы, максимум развлечений с ТВ, стриминг, социальными сетями и интернет-навигацией. Уникальный опыт тренировок с лучшим соотношением цены и качества на рынке.

AR. طوطخب زيومت - شتات سكينيف ويدراك عون نم شدحال اةيفال تادادعالا قةظنأ يف هيكدو اةيروث تاي نقتو اةثيدح ميمصت . اةينوي زفالتلا اةيفرتلا لئاسوو شبالا تاصنمو ااب اةصاخلا لوخدلا مدختسملل حيتت اةديرف صئاصخب اةهجم انا امك اةبرجت ل اةجتل اةامتجالا لصاصتلا لئاسوو اةعباتمو تنرتنالا اةدوج نامضبو رعس لاضفاب - اةي اناشتسا اةيلع بي ردتلا اةيلاطيا ل اةعانصلا

AR.

طوطخب زيومت - شتات سكينيف ويدراك عون نم شدحال اةيفال تادادعالا قةظنأ يف هيكدو اةيروث تاي نقتو اةثيدح ميمصت . اةينوي زفالتلا اةيفرتلا لئاسوو شبالا تاصنمو ااب اةصاخلا لوخدلا مدختسملل حيتت اةديرف صئاصخب اةهجم انا امك اةبرجت ل اةجتل اةامتجالا لصاصتلا لئاسوو اةعباتمو تنرتنالا اةدوج نامضبو رعس لاضفاب - اةي اناشتسا اةيلع بي ردتلا اةيلاطيا ل اةعانصلا




Find more





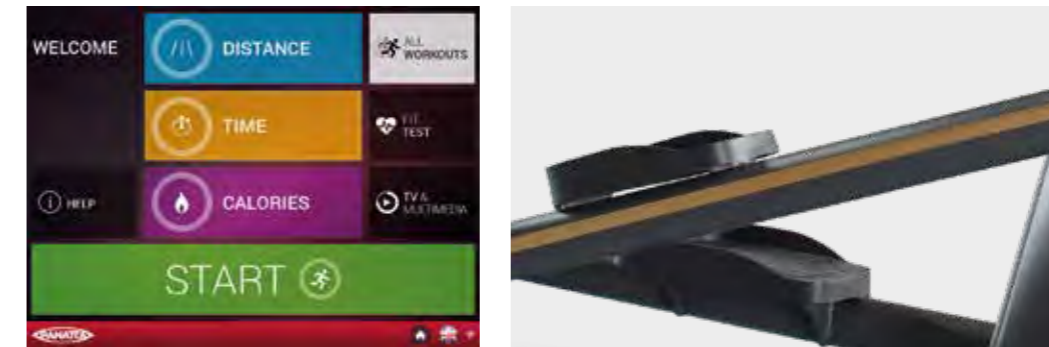
# RUNNER - TOUCH

1FXT003




# ELLIPTICAL - TOUCH


1FXT004



*2oubletr ner*



<b>Inclination</b>	0-15%	<b>Max. absorbed power</b>	2300 VA	<b>Internet Connection</b>	yes	<b>Optional frame colours</b>	graphite, glossy white, yellow, red, green, sky blue, glossy black, matt black, matt white, pink, orange, gold, only transparent
<b>Speed</b>	0,5/20 Km/h	<b>Power Supply</b>	2300 VAC 50/60 Hz	<b>Warranty frame</b>	7 years		
<b>Dimensions (LxWxH)</b>	215x85x145 cm	<b>TV: DVB-T/T2 H.264 H.265, IPTV, DVB-C</b>	standard	<b>Engine Power (peak)</b>	7 HP		
<b>Machine Weight</b>	205 kg	<b>TV: ATSC</b>	optional	<b>Wifi®/Bluetooth®</b>	optional		
<b>Treadmill surface (LxW)</b>	155x52 cm			<b>Standard frame colour</b>	glossy silver		



<b>Difficulty levels</b>	32	<b>Trasmission system</b>	belt	<b>TV: DVB-T/T2 H.264 H.265, IPTV, DVB-C</b>	standard	<b>Standard frame colours</b>	glossy silver
<b>Resistance</b>	500 W	<b>Warranty frame</b>	7 years	<b>TV: ATSC</b>	optional	<b>Optional frame colours</b>	graphite, glossy white, yellow, red, green, sky blue, glossy black, matt black, matt white, pink, orange, gold, only transparent
<b>Dimensions (LxWxH)</b>	220x75x160 cm	<b>Resistance system</b>	electromagnetic	<b>Wifi®/Bluetooth®</b>	optional		
<b>Power Consumption</b>	40 VA	<b>Power Supply</b>	100-230 VAC 50/60 Hz				
<b>Machine Weight</b>	140 kg	<b>Internet Connection</b>	yes				
<b>Stride Length</b>	52 cm						



# BIKE - TOUCH

1FXT001



# HORIZONTAL BIKE - TOUCH

1FXT002



	Touch Screen		Design		Training Programs		Virtual training		Rapid Touch Control		Streaming on demand
Difficulty levels	32	Resistance system	electromagnetic	TV: DVB-T/T2 H.264 H.265, IPTV, DVB-C	standard	Standard frame colours	glossy silver	Optional frame colours	graphite, glossy white, yellow, red, green, sky blue, glossy black, matt black, matt white, pink, orange, gold, only transparent		
Resistance	500 W	Power Supply	100/230 VAC 50/60 HZ	TV: ATSC	optional	Optional frame colours	graphite, glossy white, yellow, red, green, sky blue, glossy black, matt black, matt white, pink, orange, gold, only transparent	Optional frame colours	graphite, glossy white, yellow, red, green, sky blue, glossy black, matt black, matt white, pink, orange, gold, only transparent		
Dimensions (LxWxH)	125X60x145 cm	Internet Connection	yes	Wifi®/Bluetooth®	optional	Optional frame colours	graphite, glossy white, yellow, red, green, sky blue, glossy black, matt black, matt white, pink, orange, gold, only transparent	Optional frame colours	graphite, glossy white, yellow, red, green, sky blue, glossy black, matt black, matt white, pink, orange, gold, only transparent		
Machine Weight	80 kg	Warranty frame	7 years			Optional frame colours	graphite, glossy white, yellow, red, green, sky blue, glossy black, matt black, matt white, pink, orange, gold, only transparent	Optional frame colours	graphite, glossy white, yellow, red, green, sky blue, glossy black, matt black, matt white, pink, orange, gold, only transparent		
Transmission system	belt	Power Consumption	40 VA			Optional frame colours	graphite, glossy white, yellow, red, green, sky blue, glossy black, matt black, matt white, pink, orange, gold, only transparent	Optional frame colours	graphite, glossy white, yellow, red, green, sky blue, glossy black, matt black, matt white, pink, orange, gold, only transparent		

	Touch Screen		Design		Training Programs		Virtual training		Rapid Touch Control		Streaming on demand
Difficulty levels	32	Resistance system	electromagnetic	TV: DVB-T/T2 H.264 H.265, IPTV, DVB-C	standard	Standard frame colours	glossy silver	Optional frame colours	graphite, glossy white, yellow, red, green, sky blue, glossy black, matt black, matt white, pink, orange, gold, only transparent		
Resistance	500 W	Power Supply	100/230 VAC 50/60 Hz	TV: ATSC	optional	Optional frame colours	graphite, glossy white, yellow, red, green, sky blue, glossy black, matt black, matt white, pink, orange, gold, only transparent	Optional frame colours	graphite, glossy white, yellow, red, green, sky blue, glossy black, matt black, matt white, pink, orange, gold, only transparent		
Dimensions (LxWxH)	155X60x135 cm	Internet Connection	yes	Wifi®/Bluetooth®	optional	Optional frame colours	graphite, glossy white, yellow, red, green, sky blue, glossy black, matt black, matt white, pink, orange, gold, only transparent	Optional frame colours	graphite, glossy white, yellow, red, green, sky blue, glossy black, matt black, matt white, pink, orange, gold, only transparent		
Machine Weight	85 kg	Warranty frame	7 years			Optional frame colours	graphite, glossy white, yellow, red, green, sky blue, glossy black, matt black, matt white, pink, orange, gold, only transparent	Optional frame colours	graphite, glossy white, yellow, red, green, sky blue, glossy black, matt black, matt white, pink, orange, gold, only transparent		
Transmission system	belt	Power Consumption	40 VA			Optional frame colours	graphite, glossy white, yellow, red, green, sky blue, glossy black, matt black, matt white, pink, orange, gold, only transparent	Optional frame colours	graphite, glossy white, yellow, red, green, sky blue, glossy black, matt black, matt white, pink, orange, gold, only transparent		

# STEP - TOUCH

1FXT005



# CLIMBER - TOUCH

1FXT006



THREE STEPS ALWAYS AVAILABLE



	Touch Screen		Design		Training Programs		Virtual training		Rapid Touch Control		Streaming on demand
<b>Difficulty levels</b>	32	<b>Power Supply</b>	230 VAC 50/60 Hz	<b>TV: DVB-T/T2 H.264 H.265, IPTV, DVB-C</b>	standard	<b>Standard frame colours</b>	glossy silver	<b>Optional frame colours</b>	graphite, glossy white, yellow, red, green, sky blue, glossy black, matt black, matt white, pink, orange, gold, only transparent		
<b>Dimensions (LxWxH)</b>	125x65x175 cm	<b>Internet Connection</b>	yes	<b>TV: ATSC</b>	optional						
<b>Machine Weight</b>	90 kg	<b>Warranty frame</b>	7 years	<b>Wifi®/Bluetooth®</b>	optional						
<b>Length motion</b>	40 cm	<b>Power Consumption</b>	40 VA								
<b>Type of effort</b>	hydraulics										

	Touch Screen		Design		Training Programs		Virtual training		Rapid Touch Control		Streaming on demand
<b>Resistance range</b>	1-32 (progression 0,5)	<b>Resistance range</b>	1-32 (progression 0,5)	<b>TV: DVB-T/T2 H.264 H.265, IPTV, DVB-C</b>	standard	<b>Standard frame colours</b>	glossy silver	<b>Optional frame colours</b>	graphite, glossy white, yellow, red, green, sky blue, glossy black, matt black, matt white, pink, orange, gold, only transparent		
<b>Dimensions (LxWxH)</b>	145x85x205 cm	<b>Power Supply</b>	48 VDC, 5.8 A, 280 W	<b>TV: ATSC</b>	optional						
<b>Machine Weight</b>	250 kg	<b>Power Requirements</b>	100-240 VAC, 50/60 Hz	<b>Wifi®/Bluetooth®</b>	optional						
<b>Step (LxWxH)</b>	27x46x19,5 cm	<b>Transmission</b>	chain-belt								
<b>Speed</b>	25-175 spm	<b>Brake system</b>	electromagnetic								
<b>Step-up height</b>	36 cm	<b>Internet Connection</b>	yes								



# FENIX LED PLUS

La purezza del design rinasce nell'essenza della tecnologia: forme pulite, interfaccia multi-touch screen con programmi d'allenamento ideali per soddisfare le esigenze di qualsiasi utente. Finalmente con Fenix il vero Made in Italy ad un rapporto qualità/prezzo che solo Panatta può offrire.

The design purity revives into the essence of technology: multi-touch screen interface with training programs suitable to satisfy the needs of every user. At last with Fenix the real Made in Italy with a quality/price ratio that only Panatta can offer.

FR. La pureté du design renaît dans l'essence de la technologie : des lignes fluides, une interface multi-touch screen avec des programmes d'entraînement pour toute exigence de l'utilisateur. Fenix, le vrai Made in Italy avec un rapport qualité-prix tel qu'il ne peut être offert que par Panatta.

ES. La pureza del design renace en la esencia de la tecnología : formas limpias, una interfaz sencilla e intuitiva con programas de entrenamiento para todo tipo de exigencia del usuario. Por fin gracias a Fenix tenemos el verdadero Made in Italy con una relación calidad-precio que sólo Panatta puede ofrecer.

DE. Die Klarheit des Designs wird im Wesen der Technik wiedergegeben: klare Formen, einfache-intuitive Benutzeroberfläche mit vielen Trainingsprogrammen, um den Bedürfnissen aller Benutzer gerecht zu werden. Sie erhalten mit der Fenix Serie Produkte „Made in Italy zu einem hervorragendem Preis-Leistung-Verhältnis, das nur Panatta anbieten kann.

RU. Чистота дизайна возрождается самой сущностью высоких технологий: чистые линии, простой и интуитивный интерфейс с программами тренировок, которые идеально подходят для удовлетворения потребностей любых клиентов. Наконец, благодаря Fenix, появилось настоящее изделие под маркой «Сделано в Италии» (Made in Italy) с отличным соотношением качество/цена, что только компания Panatta может предложить.

AR.


تتكامل أناقة التصميم مع جوهر التقنية: أشكال جميلة، واجهة بسيطة وبديهية ببرامج تدريب مناسبة جدا لتلبي احتياجات أي مستخدم. وأخير وليس آخرا، مع Fenix، فخر الصناعة الإيطالية، بتوازن بين الجودة/السعر الذي تستطيع فقط تقديمه Panatta.



Find more

# RUNNER- LED PLUS


LED PLUS - 1FX103



Inclination	0-15%	Power Supply	230 VAC 50/60 Hz	Max. absorbed power	2300 VA	Optional frame colours	graphite, glossy white, yellow, red, green, sky blue, glossy black, matt black, matt white, pink, orange, gold, only transparent
Speed	0.5/20 km/h (±0.1)	Treadmill surface (LxW)	155x52 cm	Warranty frame	7 years		
Dimensions (LxWxH)	215x85x145 cm	Engine Power (peak)	7 HP				
Machine Weight	205 kg						

# ELLIPTICAL - LED PLUS

LED PLUS SELF POWERED - 1FX104A



Difficulty levels	1-16	Machine Weight	140 kg	Resistance system	electromagnetic	Optional frame colours	graphite, glossy white, yellow, red, green, sky blue, glossy black, matt black, matt white, pink, orange, gold, only transparent
Resistance	500 W	Stride Length	52 cm	Power Supply	self powered		
Dimensions (LxWxH)	220x75x160 cm	Transmission system	belt	Warranty frame	7 years		




# BIKE - LED PLUS

LED PLUS SELF POWERED - 1FX101A

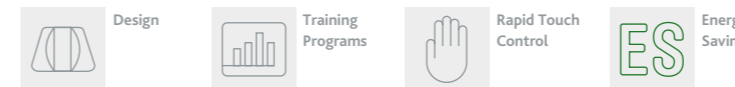


# HORIZONTAL BIKE - LED PLUS

LED PLUS SELF POWERED - 1FX102A



<b>Difficulty levels</b>	1-16	<b>Transmission system</b>	belt	<b>Optional frame colours</b>	graphite, glossy white, yellow, red
<b>Resistance</b>	500 W	<b>Resistance system</b>	electromagnetic		green, sky blue, glossy black, matt black
<b>Dimensions (LxWxH)</b>	125x60x145 cm	<b>Power Supply</b>	self powered		matt white, pink, orange, gold,
<b>Machine Weight</b>	80 kg	<b>Warranty frame</b>	7 years		only transparent



<b>Difficulty levels</b>	1-16	<b>Transmission system</b>	belt	<b>Optional frame colours</b>	graphite, glossy white, yellow, red
<b>Resistance</b>	500 W	<b>Resistance system</b>	electromagnetic		green, sky blue, glossy black, matt black
<b>Dimensions (LxWxH)</b>	155x60x135 cm	<b>Power Supply</b>	self powered		matt white, pink, orange, gold,
<b>Machine Weight</b>	85 kg	<b>Warranty frame</b>	7 years		only transparent

# STEP - LED PLUS

LED PLUS - 1FX105




# CLIMBER - LED PLUS


LED PLUS - 1FX106



THREE STEPS ALWAYS AVAILABLE



<b>Difficulty levels</b>	1-16	<b>Power Supply</b>	100-230 VAC 50/60 Hz	<b>Optional frame colours</b>	graphite, glossy white, yellow, red, green, sky blue, glossy black, matt black, matt white, pink, orange, gold, only transparent
<b>Dimensions (LxWxH)</b>	125x65x175 cm	<b>Type of effort</b>	hydraulics		
<b>Machine Weight</b>	90 kg	<b>Warranty frame</b>	7 years		
<b>Length motion</b>	52 cm				



<b>Resistance range</b>	1-16 (progression 1)	<b>Speed</b>	25-175 spm	<b>Internet Connection</b>	yes	<b>Standard frame colour</b>	glossy silver
<b>Dimensions (LxWxH)</b>	145x85x205 cm	<b>Power Supply</b>	48 VDC, 5.8 A, 280 W	<b>TV: DVB-T/T2, H.264, IPTV*</b>	standard	<b>Optional frame colours</b>	graphite, glossy white, yellow, red, green, sky blue, glossy black, matt black, matt white, pink, orange, gold, only transparent
<b>Machine Weight</b>	250 kg	<b>Power Requirements</b>	100-240 VAC, 50/60 Hz	<b>TV: DVB-C, ATSC</b>	optional		
<b>Step (LxWxH)</b>	27x46x19,5 cm	<b>Brake system</b>	electromagnetic				
<b>Step-up height</b>	36 cm	<b>Transmission</b>	chain-belt				



PANATA

Worldwide Fitness Company



DESIGNED  
& MADE IN  
ITALY



# ECOLINE PANATTA

ECORACER – ECOCLIMBER - ECOPOWER RUN - ECOROW. Energy-free / 7 livelli di resistenza / Made in Italy Sviluppare prodotti sostenibili e al passo con i tempi è da sempre un obiettivo di innovazione. Per questo abbiamo creato ECOLINE, una linea di macchinari cardio fitness completamente Energy Free. Macchinari estremamente versatili, ideali anche per essere integrati nelle aree funzionali.

ECORACER – ECOCLIMBER - ECOPOWER RUN. Energy-free / 7 resistance levels / Made in Italy. Our focus has always been developing sustainable products that are in line with the times and to promote innovation. That is the reason why we have designed ECOLINE, a cardio fitness machines range that is completely Energy Free. Extremely versatile machines ideal to be included even in functional spaces.

Fr. ECOLINE – ECOCLIMBER - ECOPOWER RUN - ECOROW. Energy-free / 7 niveaux de résistance / Made in Italy. L'écologie est un argument important dans le cadre de l'innovation et de l'étude de nouveaux produits. C'est pourquoi nous avons créé ECOLINE, une ligne de machines cardio fitness totalement energy free. Des machines extrêmement polyvalentes, idéales également pour être insérées dans des zones fonctionnelles.

ES. ECOLINE – ECOCLIMBER - ECOPOWER RUN - ECOROW. Energy-free / 7 niveles de resistencia / Made in Italy. El desarrollo de productos sostenibles y a la altura de los tiempos ha sido siempre un objetivo de innovación. Para ello hemos creado ECOLINE, una línea de máquinas cardio fitness completamente Energy Free. Máquinas extremadamente versátiles, ideales también para ser integradas en áreas funcionales.

DE. ECOLINE – ECOCLIMBER - ECOPOWER RUN - ECOROW. Produktion Made in Italy – GREEN LINE ohne Strom! Nachhaltige Produkte zu entwickeln, die mit der Zeit gehen, war schon immer ein Ziel von Panatta. Aus diesem Grund haben wir die ECOLINE entwickelt, eine Linie von Cardio-Fitnessgeräten, die völlig Stromfrei sind. Äußerst vielseitige Geräte, die auch im Functional-Training integriert werden können.

RU. ECOLINE – ECOCLIMBER - ECOPOWER RUN - ECOROW. Не требует питания / 7 уровней сопротивления / Сделано в Италии Разработка долговечных изделий, идущих в ногу со временем, всегда являлась целью инноваций. Поэтому мы создали ECOLINE, линейку кардио тренажеров, не требующую подключения к источнику питания. Тренажеры отличаются исключительной универсальностью и могут устанавливаться также в функциональных зонах.

AR.

كان تطوير منتجات مستدامة تتماشى مع العصر دائماً هدفاً للابتكار. هذا هو السبب في أننا أنشأنا ECOLINE، وهو عبارة عن مجموعة من أجهزة اللياقة الخالية من الطاقة تماماً. أجهزة مرنة للغاية مثالية للاندماج في المناطق الوظيفية.



Find more



# ECORACER

ECORACER - 1CF71

WATCH THE VIDEO



DISPLAY LCD 3,5" (OPTIONAL)




Energy Free

Resistance levels	7	Brake System	magnetic	Bottle holder	yes	Optional frame colours	graphite, glossy white
Dimensions (LxWxH)	190x90x155 cm	Transmission system	belt driven	Tablet holder	yes		yellow, red, green, sky blue,
Machine Weight	217 kg	Speed	free - defined by the user	Warranty frame	7 years		glossy black, matt black,
Running Surface	48x170 cm	Power supply	not required	Optional	display LCD 3,5" dim 7,5x4x6 cm		matt white, pink, orange gold, only transparent


## MAIN FEATURES

- WIDE RUNNING SURFACE**  
 The widest running surface of its category: 48x170 cm.
- HIGH SMOOTHNESS AND MAXIMUM QUIETNESS**  
 118 Ball bearings ensure movement smoothness and quietness.
- SHOCK ABSORBING SYSTEM**  
 60 Hi-grip rubberised slats minimize the impact on joints and ensure the maximum stability when training.
- 7 RESISTANCE LEVELS**  
 Braking system on 7 levels, from free run to a pushing movement.
- MAXIMUM SAFETY**  
 Indication of the correct training posture on the belt. Reverse motion prevented and notification of the belt limit.
- MULTI-DEVICE SUPPORT**  
 The machine is equipped with tablet and smartphone support.
- EASY MOVE**  
 Fast and easy motion thanks to the back wheels and one rear handrail.
- LARGE BOTTLE HOLDER**
- EXTREMELY STURDY AND DURABLE**  
 The ecoracer weight is of 217 kg, maximum stability even during high performance training.
- LONG LIFE AND LOW MAINTENANCE**  
 The belt does not need lubrication. Long-life components.
- MULTI-GRIP HANDLES**  
 Lateral support and double frontal handgrip (low/high) that allows different pushing positions.
- OPTIONAL: DISPLAY WITH LCD SCREEN**  
 Parameters: speed, time, distance, calories. Heart rate monitoring / polar compatibility.


## MAIN EXERCISES




RUN




WALK




WALK BACK




RUN&JUMP




PUSH




PUSH GLUTES




SLED




TWIST



PUSH ABDUCTORS



PUSH ADDUCTORS



SIDE STEP

+++

# ECOCLIMBER


ECOCLIMBER - 1CF70

THE FIRST AND THE ORIGINAL ON THE WORLDWIDE FITNESS MARKET

WATCH THE VIDEO



SMARTPHONE/TABLET SUPPORT




THREE STEPS ALWAYS AVAILABLE

## MAIN FEATURES


- HIGH SMOOTHNESS**  
Resistance system with permanent magnets.
- COMPACT AND SPACE-SAVING**  
Overall surface: 1,2 m<sup>2</sup>.
- TOTAL WORKOUT**  
Availability of 3 steps that allow changing the intensity of training and lope .
- 7 RESISTANCE LEVELS**  
Chance to change the training intensity.
- SAFETY BRAKING SYSTEM**  
The safety braking system in the machine allows easily and safely starting and stopping of the workout.
- MULTI-GRIP HANDRAILS**  
Ergonomic handrails for different types of training.
- MULTI-DEVICE SUPPORT**  
The machine is equipped with a support for smartphones and tablets.
- LARGE BOTTLE HOLDER**
- EASY MOVE**  
Fast and easy motion thanks to the back wheels and one rear handrail.
- LONG LIFE AND LOW MAINTENANCE**  
Low maintenance and design conceived to last over the time. Long-life components.
- MAXIMUM STABILITY**  
Hi-grip designed steps.




## MAIN EXERCISES




EASY CLIMB



PUSH




SPRINT



LATERAL



UNILATERAL



GLUTES

+++



Energy Free

Resistance levels	7	Brake system	magnetic	User weight (optimal)	from 50 to 140 kg	Optional frame colours	graphite, glossy white
Dimensions (LxWxH)	145x90x215 cm	Transmission	chain-belt	Bottle holder	yes		yellow, red, green, sky blue,
Machine Weight	160 kg	Minimum height of the ceiling	290 cm	Tablet holder	yes		glossy black, matt black,
Step (LxWxH)	27x46x19,5 cm	Power Supply	not required	Warranty frame	7 years		matt white, pink, orange
Step-up height	32,5 cm						gold, only transparent



# ECOPOWER RUN

ECOPOWER RUN -1CF72

WATCH THE VIDEO



SMARTPHONE/TABLET SUPPORT



MOBILE PLATFORMS



7 RESISTANCE LEVELS



Energy Free

Resistance levels	7	Resistance system	Hydraulic pistons	Bottle holder	yes	Optional frame colours	graphite, glossy white
Dimensions (LxWxH)	180x70x155 cm	Power supply	not required	Tablet holder	yes		yellow, red, green, sky blue,
Machine Weight	100 kg	Stride length	95 cm	Warranty frame	7 years		glossy black, matt black, matt white, pink, orange gold, only transparent


## MAIN FEATURES

- HIGH SMOOTHNESS**  
Resistance system with hydraulic pistons.
- COMPACT AND SPACE SAVING**  
Overall surface: 1,2 m<sup>2</sup>.
- FULL RANGE OF MOTION**  
Machine designed to allow full range of motion to each kind of user: step length 95 cm.
- 7 RESISTANCE LEVELS**  
Chance to change the training intensity.
- EASY ACCESS SYSTEM**  
The backrest and anti-slip footrest make easier the starting and stopping of the training.
- MULTI - GRIP HANDRAILS**  
Different types of training.
- MULTI-DEVICE SUPPORT**  
The machine is equipped with support for smartphones and tablets.
- LARGE BOTTLE HOLDER**
- EASY MOVE**  
Fast and easy motion thanks to the back wheels and one rear handrail.
- LONG LIFE AND LOW MAINTENANCE**  
Low maintenance and design conceived to last over the time. Long-life components.
- MOBILE PLATFORMS**  
Mobile platforms to ensure the physiological and correct posture during the workout.


## MAIN EXERCISES



HI-POWER TRAINING



CARDIO-POWER TRAINING



HI-POWER GLUTES TRAINING

# ECOROW

ECOROW - 1CF73

WATCH THE VIDEO



ADJUSTABLE FOOT PEDALS



MAGNETIC RESISTANCE 4 LEVELS



DISPLAY PRO LCD



Energy Free

Resistance levels	4	Brake System	Magnetic	Warranty Frame	7 years
Dimensions (LxWxH)	245x61x102 cm	Flywheel Mass	2 kg	Optional frame colours	graphite, glossy white, yellow, red, green, sky blue, glossy black, matt black, matt white, pink, orange, gold, only transparent
Machine Weight	45 kg	Transmission	Chain		
Storage Dimensions (LxWxH)	97x61x245 cm	Power Supply	Not required		

## MAIN FEATURES

- MAXIMUM FLUIDITY**  
 Magnetic resistance system.
- PEDALS**  
 2 adjustable foot pedals to ensure the correct, physiological ankle position during training.
- MADE IN ITALY AND CUSTOMIZATION**  
 100% made in Italy rowing machine with the possibility of customising the frame in different colours.
- RESISTANCE LEVEL**  
 The 4 levels of magnetic resistance make it very easy to switch from cardio training to strength and power training.
- VERSATILITY**  
 Versatile machine that can be placed inside gyms, cross training centres and home gyms.
- SPACE SAVING / EASY MOVE**  
 Easy and fast handling thanks to two front wheels
- DISPLAY**  
 The display integrated into the machine allows you to keep the main training parameters under control at all times, including: time, time per 500 m, distance, number of paddles, calories, watts, speed and heart rate (telemetric band detection). The pulse recovery function is also present.

## MAIN EXERCISES





# PANATTA STRENGTH LINES MAIN FEATURES

## SOLIDITY AND ROBUSTNESS

Frames made in alloy steel from 3 to 10 mm in thickness ensure the highest solidity, stability and resistance with particular focus on lightness.

## THE ART OF MADE IN ITALY

Our strength lines perfectly embody the Panatta DNA: constant research of excellent biomechanics, 100% Made in Italy, unique design and extreme care to details. All the strength lines are characterized by tailored sartorial supplies based on customer requirements. More than 2000 colour combinations.

## BIOMECHANICAL UNIQUENESS

Perfect machines in their functioning and ergonomics thanks to many years of experience and in full respect of OUR PANATTA PHILOSOPHY. Biomechanics derived from the experience got in the development of the Free Weight line, which responds to the strict training standards of the athletes and professionals of the sector ensuring maximum performance results in total safety.



## MORE THAN 300 STRENGTH MACHINES

With more than 300 machines Panatta offers the wider range of STRENGTH equipments in the fitness sector. Panatta isotonic lines are the only ones capable to ensure high-standard machines for a systematic and efficient training of each muscle group. Unique and patented at an international level and able to meet the needs of every kind of user.

## UNITY OF MEASURE

The strength lines Monolith, Fit Evo and SEC adds-up the possibility to choose the unity of measure indicated on the weight stack bricks

lb11 ● 5kg	● 5
lb22 ● 10kg	● 10
lb33 ● 15kg	● 15
lb/kg	kg

## THE BEST QUALITY/PRICE RATIO

Our STRENGTH lines cover all the ranges of investment. The machines prices boast an unrivaled competitiveness in the market also if compared to used products. The best functionality and performance with a value for money that only Panatta can offer.

# STRENGTH



## MONOLITH

DESIGNED AND MADE IN ITALY - WARRANTY: 10 YEARS  
47 Machines

<b>UPPER BODY</b>	Curling Machine Triceps Machine Alternate Arm Curl Alternate Arm Extension	Standing Abductor Horizontal Adjustable Leg Press Abductor Machine Adductor Machine Master Gluteus Plus Dual Adductor Abductor Machine Gluteus Machine Hip Thrust Calf Hack Machine	Adjustable Cable Crossover Cable Station Adjustable Cable Station 2-Station Multi Gym 4-Station Multi Gym Jungle Machine Jungle Machine + Cable Station with bar Jungle Machine + Adjustable Cable Station with bar Jungle Machine + Joint Bar + Jungle Machine Jungle Machine + Joint Bar + 4-Station Multi Gym Peck Back Standing Multi Flight Standing Total Arms
Lat Pulldown Lat Pulldown Circular Lat Pulldown Convergent High Row Convergent Pulley Row Rowing Machine Circular Deltoid Press Circular Lateral Deltoids Vertical Chest Press Circular Inclined Chest Press Circular Pullover Machine Pectoral Machine Dips Press	<b>CORE</b>  Lower Back Abdominal Crunch	<b>MULTIFUNCTIONAL</b>  Multi Hip Standing Abductor Cable Crossover	
	<b>LOWER BODY</b>  Leg Extension Leg Curling Seated Leg Curling		

## FIT EVO

DESIGNED AND MADE IN ITALY - WARRANTY: 7 YEARS  
72 Machines + 25 Benches

<b>UPPER BODY</b>	Inclined Chest Press Base Pullover Machine Pullover Machine Base Dips Press Rotary Cuff Curling Machine French Press Machine Triceps Machine Alternate Arm Extension Alternate Arm Extension 90 Alternate Arm Curl Alternate Arm Curl 120 Alternate Arm Curl -45 Alternate Preacher Curl Machine	<b>LOWER BODY</b>  Leg Extension Leg Curling Seated Leg Curling Standing Leg Curling Dual System Horizontal Leg Press Horizontal Leg press Abductor Machine Adductor Machine Adductor / Abductor Machine Master Gluteus Plus Gluteus Machine Hip Thrust Calf Machine Multi Hip Standing Abductor Machine Power Runner	<b>MULTIFUNCTIONAL</b>  Cable Crossover Adjustable Cable Crossover Seated Leg Curling 4-Station Multi Gym 4-Station Four HLP 4-Station Multi Gym + Cable Station with Bar 4-Station Multi Gym + Adjustable Cable Station with Bar Smith Machine Linear Bearings High Low Pulley Jungle Machine Jungle Machine HLP Jungle Machine Double HLP Jungle Machine + Cable Station with Bar Jungle Machine hlp + Adjustable Cable Station with Bar Standing Multi Flight Standing Total Arms Alternate Standing Total Arms Peck Back Multipurpose Press Chin and Dip Counterbalanced
Lat Pulldown Lat Pulldown Double Stack Lat Pulldown Circular Lat Pulldown Convergent High Row Convergent Pulley Row Pulley Row Double Stack Rowing Machine Circular Deltoid Press Deltoid Press Base Deltoid Press Circular Lateral Deltoids Pectoral Machine Pectoral Machine Base Vertical Chest Press Vertical Chest Press Base Vertical Chest Press Circular Inclined Chest Press Circular Inclined Chest Press	<b>CORE</b>  Lower Back Upper Abdominal Machine Abdominal Crunch Torsion Machine		

<b>BENCHES</b>	Seated Curl Bench Curl Rack Adjustable Back Extension Adjustable Crunch Board Reverse Crunch Abs Sit Up Board Abdominal Isolator	Hyperextension Bench Hyperextension 45° Bench Squat Rack Fully Adjustable Bench Chin and Dip Torsion Bench Standing Double Twister	Standing and Seated Double Twister Military Bench Multipurpose Seated Bench Sissy Squat Stretching Extensor Bench Stretching Flexor Bench
Flat Bench Olympic Flat Bench Olympic Inclined Bench Olympic Declined Bench Olympic Shoulder Bench			

## SEC

DESIGNED AND MADE IN ITALY - WARRANTY: 5 YEARS  
43 Machines + 11 Benches

<b>UPPER BODY</b>	<b>CORE</b>  Lower Back Upper Abdominal Machine	Calf Machine Multi Hip	Jungle Machine Jungle Machine + Cable Station with Bar Jungle Machine HLP + Adjustable Cable Station with Bar Peck Back
Lat Pulldown Pulley Row Rowing Machine Vertical Chest Press Convergent Plus Vertical Chest Press Convergent Inclined Chest Press Convergent Plus Inclined Chest Press Convergent Pectoral Machine Plus Pectoral Machine Deltoid Press Convergent Plus Deltoid Press Convergent Curling Machine Triceps Machine	<b>LOWER BODY</b>  Leg Extension Leg Curling Seated Leg Curling Horizontal Leg Press Horizontal Leg Press Medical Abductor Machine Adductor Machine Adductor/ Abductor Machine	<b>MULTIFUNCTIONAL</b>  Cable Crossover Adjustable Cable Crossover High Low Pulley 4-Station Multi Gym 4-Station Multi Gym + Cable Station with Bar 4-Station Multi Gym + Adjustable Cable Station with Bar Smith Machine Linear Bearings Smith Machine Selectorized	<b>DUAL SYSTEM</b>  Dual Lat Machine Pulley Row Dual Chest Press Rowing Machine Convergent Multi Press Dual Curling Triceps Machine Dual Abdominal Lower Back Dual Leg Extension Seated Leg Curling

## SEC

DESIGNED AND MADE IN ITALY - WARRANTY: 5 YEARS  
43 Machines + 11 Benches

<b>BENCHES</b>	Olympic Shoulder Bench Seated Curl Bench Curl Rack Adjustable Crunch Board	AB Crunch Bench Hyperextension 45° Bench Fully Adjustable Bench	Chin and Dip Squat Rack Hip Thrust Bench
Olympic Flat Bench Olympic Inclined Bench			

## FREWEIGHT SPECIAL

DESIGNED AND MADE IN ITALY - WARRANTY: 7 YEARS  
59 Machines + 4 Benches

<b>UPPER BODY</b>	Super Low Row Super Rowing Machine Super Rowing Machine Circular T-Bar Row Super Dorsy Bar Front Dorsy Bar Super Shrug Machine Super Deltoid Press Lateral Deltoids Back Deltoids Super French Press Machine Alternate Triceps Machine Triceps Machine Alternate Curling Machine Curling Machine	Super Leg Press 45° Super Leg Press 45° Dual System Super Vertical Leg Press Vertical Leg Press Super Squat Machine Super Power Squat Super Pendulum Squat Belt Squat Super Hack Squat Super Calf Hack Power Runner Hip Thrust Standing Abductor Alternate Leg Extension Leg Extension Alternate Leg Curling Leg Curling Seated Leg Curling Kneeling Leg Curling	Reverse Hyperextension Super Seated Calf Donkey Calf
Super Vertical Chest Press Super Inclined Chest Press Super Declined Chest Press Super Horizontal Bench Press Super Inclined Bench Press Super Middle Chest Flight Machine Super Upper Chest Flight Machine Super Lower Chest Flight Machine Super Horizontal Multi Press Dips Press Dual System Dips Press Super Pullover Machine Pullover Machine Super Lat Pulldown Convergent Super Lat Pulldown Circular Super High Row Super Power Row	<b>LOWER BODY</b>  Super Leg Press Bridge	<b>MULTIFUNCTIONAL</b>  Olympic Smith Machine Counterbalanced Olympic Half Rack Olympic Power Rack Super Peck Back Viking Press and Calf	
		<b>BENCHES</b>  Preacher Curl Bench Curl Rack Bench Seal Row Bench Military Bench	

## FREWEIGHT HP

DESIGNED AND MADE IN ITALY - WARRANTY: 7 YEARS  
45 Machines + 17 Benches

<b>UPPER BODY</b>	Super Low Row Low Row Super Power Row Power Row Rowing Machine Dorsy Bar Super Deltoid Press Deltoid Press Back Deltoids Alternate Triceps Machine Alternate Curling Machine	<b>LOWER BODY</b>  Leg Press Bridge Leg Press 45° Squat Machine Power Squat Hack Squat Alternate Leg Extension Alternate Leg Curling Seated Calf Calf Hack	Smith Machine Counterbalanced Linear Bearings Full Power Smith Machine Dual System Power Smith Machine Dual System Upper Jammer Combo Twist Squat Lunge
Super Vertical Chest Press Vertical Chest Press Super Inclined Chest Press Inclined Chest Press Super Inclined Bench Press Inclined Bench Press Super Horizontal Bench Press Horizontal Bench Press Inclined Flight Machine Dips Press Dual System Super Declined Chest Press Declined Chest Press Lat Machine Convergent High Row	<b>CORE</b>  Abdominal Crunch	<b>MULTIFUNCTIONAL</b>  Smith Machine Counterbalanced Linear Bearings Base	<b>BENCHES</b>  Half Rack Base Half Rack Full Power Rack

<b>BENCHES</b>	Fully Adjustable (Special Kit Half Rack Base) Power Tower Olympic Multi Bench Super Olympic Flat Bench Olympic Flat Bench	Super Olympic Inclined Bench Olympic Inclined Bench Multimotion Bench Super Olympic Shoulder Bench Olympic Shoulder Bench Triceps Bench	Standing Curl Bench Adjustable Standing Curl Bench Dual Face Power Platform
Multipurpose Sit up Bench Fully Adjustable Bench Fully Adjustable (Special Kit Smith Machine Base)			

## ACCESSORIES

Exercise Bars Barbells	Racks Dumbbells	Weight Discs Accessory Holders
---------------------------	--------------------	-----------------------------------





# MONOLITH STRENGTH

Monolith è la sintesi perfetta del dna Panatta: costante ricerca dell'eccellenza biomeccanica, Made in Italy al 100%, design unico ed estrema cura di ogni dettaglio. Una linea isotonica top di gamma che coniuga lusso ed eleganza per uno stile senza tempo.

Monolith perfectly embodies our Panatta DNA: constant research of excellent biomechanics, 100% Made in Italy, unique design and extreme care to details. An isotonic line that is the top of the range and that combines luxury and elegance in a never ending style.

FR. Monolith est la synthèse parfaite de l'ADN Panatta: recherche constante de l'excellence biomécanique, Made in Italy 100%, design unique et une grande attention portée aux détails. Une ligne de musculation haut de gamme qui allie luxe et élégance pour un style intemporel.

ES. Monolith resume perfectamente el ADN Panatta: una búsqueda constante de la excelencia biomecánica 100% Made in Italy, diseño único y esmero en los detalles. Una línea isotónica de las mejores que une lujo y elegancia para un estilo sin tiempo.

DE. Die Monolith Geräte Serie ist Ausdruck der DNA von Panatta: Exzellenz, hervorragende Biomechanik, 100% „Made in Italy“, einzigartiges Design und äußerste Sorgfalt für jedes Detail. Eine perfekte Geräte Linie die als Ergebnis, Luxus und Eleganz zu einem zeitlosen Stil verbindet.

RU. Monolith – идеальный синтез, подчеркивающий ДНК Panatta: проведение постоянных исследований для достижения совершенной биомеханики, 100% "Made in Italy", плавные контуры и отделка ручной работы наделяют новую линию уникальностью и эксклюзивностью. Новая линия силовых тренажеров сочетает в себе роскошь и элегантность, создавая подлинный стиль, неподвластный времени.

AR.

يشمل بشكل مثالي : البحث المستمر للميكانيكا الحيوية الممتازة ، الصناعة الإيطالية 100% ، التصميم الفريد و الإهتمام بأدق التفاصيل نهج من الصناعة يمثل قمة المدى و يجمع بين الفخامة و الأناقة بأسلوب لا ينتهي



Find more



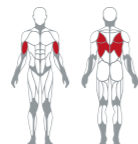







**LAT PULLDOWN**

UPPER BODY  
1MTH001

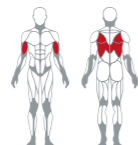


DIMENSIONS		LOAD	OPTIONAL
W 130 cm	H 230 cm	Std 100 kg	various bars and handles
L 120 cm	Wt 225 kg	Opt 130 kg	




**LAT PULLDOWN CONVERGENT**

UPPER BODY  
1MTH007

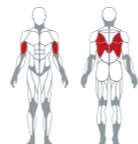


DIMENSIONS		LOAD	OPTIONAL
W 125 cm	H 200 cm	Std 100 kg	kit 2,5 kg increase
L 185 cm	Wt 285 kg	Opt 120 kg	




**LAT PULLDOWN CIRCULAR**

UPPER BODY  
1MTH002

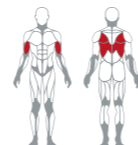


DIMENSIONS		LOAD	OPTIONAL
W 135 cm	H 215 cm	Std 100 kg	kit 2,5 kg increase
L 120 cm	Wt 325 kg	Opt 120 kg	




**HIGH ROW CONVERGENT**

UPPER BODY  
1MTH006

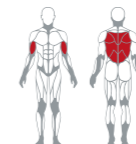


DIMENSIONS		LOAD	OPTIONAL
W 110 cm	H 200 cm	Std 100 kg	kit 2,5 kg increase
L 175 cm	Wt 290 kg	Opt 120 kg	




**PULLEY ROW**

UPPER BODY  
1MTH003

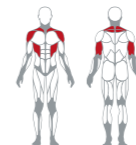


DIMENSIONS		LOAD	OPTIONAL
W 100 cm	H 200 cm	Std 100 kg	various bars and handles
L 190 cm	Wt 240 kg	Opt 130 kg	




**DELTOID PRESS CIRCULAR**

UPPER BODY  
1MTH024

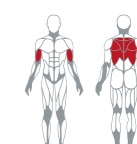


DIMENSIONS		LOAD	OPTIONAL
W 135 cm	H 160 cm	Std 100 kg	kit 2,5 kg increase
L 145 cm	Wt 320 kg	Opt 120 kg	




**ROWING MACHINE CIRCULAR**

UPPER BODY  
1MTH004A

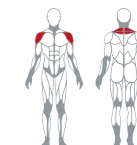


DIMENSIONS		LOAD	OPTIONAL
W 120 cm	H 160 cm	Std 100 kg	kit 2,5 kg increase;
L 160 cm	Wt 280 kg	Opt 120 kg	rotating handgrips



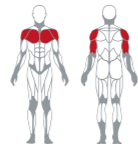
**LATERAL DELTOIDS**

UPPER BODY  
1MTH026

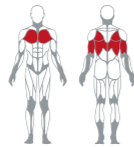


DIMENSIONS		LOAD	OPTIONAL
W 110 cm	H 160 cm	Std 80 kg	kit 2,5 kg increase
L 110 cm	Wt 225 kg		

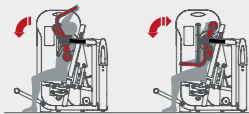
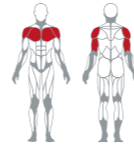


**VERTICAL CHEST PRESS CIRCULAR**UPPER BODY  
1MTH033

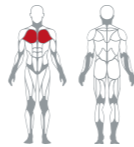
DIMENSIONS		LOAD	OPTIONAL
W	135 cm	Std 100 kg	kit 2,5 kg increase
H	175 cm		
L	145 cm	Wt 310 kg	Opt 120 kg

**PULLOVER MACHINE**UPPER BODY  
1MTH039

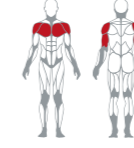
DIMENSIONS		LOAD	OPTIONAL
W	140 cm	Std 100 kg	kit 2,5 kg increase
H	145 cm		
L	160 cm	Wt 325 kg	Opt 120 kg

**INCLINED CHEST PRESS CIRCULAR**UPPER BODY  
1MTH034

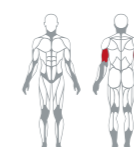
DIMENSIONS		LOAD	OPTIONAL
W	135 cm	Std 100 kg	kit 2,5 kg increase
H	165 cm		
L	145 cm	Wt 315 kg	Opt 120 kg

**PECTORAL MACHINE**UPPER BODY  
1MTH035

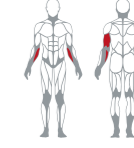
DIMENSIONS		LOAD	OPTIONAL
W	135 cm	Std 80 kg	kit 2,5 kg increase
H	160 cm		
L	145 cm	Wt 290 kg	Opt 120 kg

**DIPS PRESS**UPPER BODY  
1MTH138

DIMENSIONS		LOAD	OPTIONAL
W	125 cm	Std 80 kg	kit 2,5 kg increase
H	160 cm		
L	175 cm	Wt 320 kg	Opt 120 kg

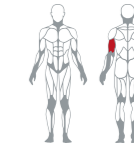
**TRICEPS MACHINE**UPPER BODY  
1MTH053

DIMENSIONS		LOAD	OPTIONAL
W	110 cm	Std 50 kg	kit 2,5 kg increase
H	160 cm		
L	135 cm	Wt 200 kg	Opt 80 kg

**FRENCH PRESS MACHINE**UPPER BODY  
1MTH153

**THE FIRST AND THE ORIGINAL**  
ON THE WORLDWIDE FITNESS MARKET

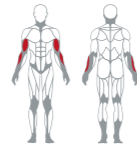
DIMENSIONS		LOAD	OPTIONAL
W	120 cm	Std 100 kg	kit 2,5 kg increase
H	200 cm		
L	160 cm	Wt 325 kg	Opt 120 kg

**ALTERNATE ARM EXTENSION**UPPER BODY  
1MTH057

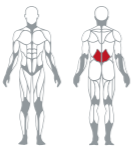
DIMENSIONS		LOAD	OPTIONAL
W	140 cm	Std 50 kg	kit 2,5 kg increase
H	160 cm		
L	110 cm	Wt 230 kg	Opt 80 kg



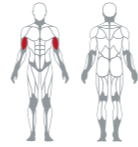


**CURLING MACHINE**UPPER BODY  
1MTH051

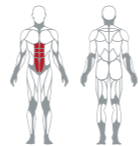
DIMENSIONS		LOAD	OPTIONAL
W 110 cm	H 160 cm	Std 80 kg	kit 2,5 kg increase
L 120 cm	Wt 260 kg		

**LOWER BACK**CORE  
1MTH005

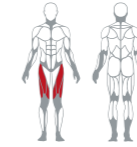
DIMENSIONS		LOAD	OPTIONAL
W 115 cm	H 160 cm	Std 80 kg	supergrip platform;
L 170 cm	Wt 275 kg	Opt 120 kg	kit 2,5 kg increase

**ALTERNATE ARM CURL**UPPER BODY  
1MTH056

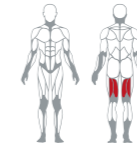
DIMENSIONS		LOAD	OPTIONAL
W 140 cm	H 160 cm	Std 50 kg	kit 2,5 kg increase
L 110 cm	Wt 230 kg	Opt 80 kg	

**ABDOMINAL CRUNCH**CORE  
1MTH067

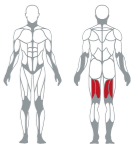
DIMENSIONS		LOAD	OPTIONAL
W 125 cm	H 170 cm	Std 50 kg	kit 2,5 kg increase
L 110 cm	Wt 215 kg	Opt 80 kg	

**LEG EXTENSION**LOWER BODY  
1MTH081

DIMENSIONS		LOAD	OPTIONAL
W 110 cm	H 160 cm	Std 80 kg	kit 2,5 kg increase
L 145 cm	Wt 265 kg	Opt 100 kg	

**SEATED LEG CURLING**LOWER BODY  
1MTH083

DIMENSIONS		LOAD	OPTIONAL
W 110 cm	H 160 cm	Std 80 kg	kit 2,5 kg increase
L 145 cm	Wt 265 kg	Opt 100 kg	

**LEG CURLING**LOWER BODY  
1MTH082

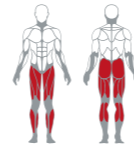
DIMENSIONS		LOAD	OPTIONAL
W 110 cm	H 160 cm	Std 80 kg	kit 2,5 kg increase
L 190 cm	Wt 265 kg	Opt 100 kg	






### HORIZONTAL ADJUSTABLE LEG PRESS

LOWER BODY  
1MTH085



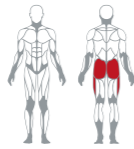
Adjustable Carriage gas assisted.

DIMENSIONS		LOAD	OPTIONAL
W 115 cm	H 200 cm	Std 200 kg	adjustable carriage gas assisted; supergrip platform
L 200 cm	Wt 470 kg	Opt 300 kg	




### ABDUCTOR MACHINE

LOWER BODY  
1MTH086

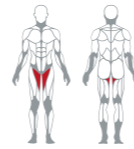


DIMENSIONS		LOAD	OPTIONAL
W 140 cm	H 160 cm	Std 80 kg	kit 2,5 kg increase; customizable privacy display
L 140 cm	Wt 270 kg	Opt 100 kg	




### ADDUCTOR MACHINE

LOWER BODY  
1MTH087

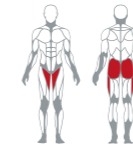


DIMENSIONS		LOAD	OPTIONAL
W 140 cm	H 160 cm	Std 80 kg	kit 2,5 kg increase; customizable privacy display
L 140 cm	Wt 270 kg	Opt 100 kg	



### DUAL ADDUCTOR ABDUCTOR MACHINE

LOWER BODY  
1MTH093

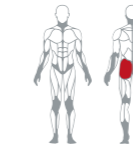


DIMENSIONS		LOAD	OPTIONAL
W 140 cm	H 160 cm	Std 80 kg	kit 2,5 kg increase; customizable privacy display
L 140 cm	Wt 315 kg	Opt 100 kg	




### GLUTEUS MACHINE

LOWER BODY  
1MTH088

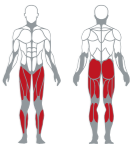


DIMENSIONS		LOAD	OPTIONAL
W 110 cm	H 160 cm	Std 50 kg	kit 2,5 kg increase
L 150 cm	Wt 275 kg	Opt 80 kg	



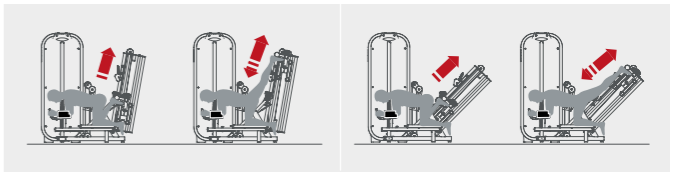
### MASTER GLUTEUS PLUS

LOWER BODY  
1MTH094A



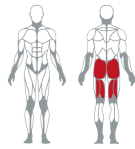
THE FIRST AND THE ORIGINAL ON THE WORLDWIDE FITNESS MARKET

DIMENSIONS		LOAD	OPTIONAL
W 135 cm	H 200 cm	Std 100 kg	kit 2,5 kg increase
L 225 cm	Wt 380 kg	Opt 120 kg	




### HIP THRUST

LOWER BODY  
1MTH097



DIMENSIONS		LOAD	OPTIONAL
W 120 cm	H 160 cm	Std 100 kg	kit 2,5 kg increase
L 195 cm	Wt 330 kg	Opt 120 kg	adjustable platform

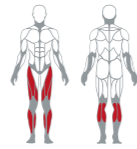







### CALF HACK MACHINE

LOWER BODY  
1MTH092

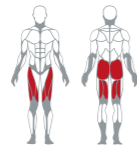


DIMENSIONS		LOAD	OPTIONAL
W 115 cm	H 200 cm	Std 100 kg	supergrip platform
L 190 cm	Wt 355 kg	Opt 130 kg	

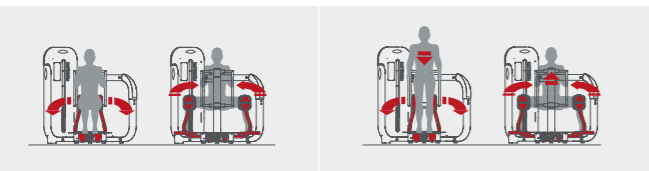


### STANDING ABDUCTOR

LOWER BODY  
1MTH096

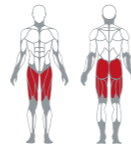


DIMENSIONS		LOAD	OPTIONAL
W 165 cm	H 160 cm	Std 100 kg	kit 2,5 kg increase
L 165 cm	Wt 315 kg		

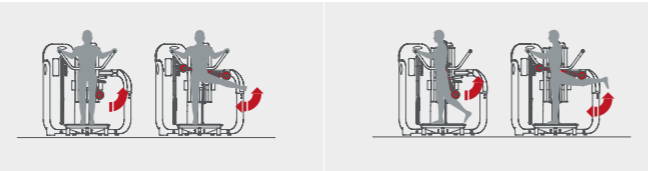


### MULTI HIP

LOWER BODY  
1MTH090

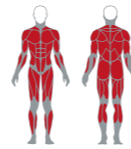


DIMENSIONS		LOAD	OPTIONAL
W 165 cm	H 165 cm	Std 80 kg	kit 2,5 kg increase
L 160 cm	Wt 340kg	Opt 100 kg	



### CABLE CROSSOVER

MULTIFUNCTIONAL  
1MTH111

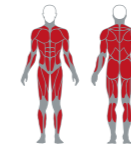


DIMENSIONS		LOAD	OPTIONAL
W 110 cm	H 235 cm	Std 80 kg	kit 2,5 kg increase;
L 385 cm	Wt 495 kg	Opt 100 kg	various bars and handles




### ADJUSTABLE CABLE CROSSOVER

MULTIFUNCTIONAL  
1MTH125

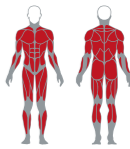


DIMENSIONS		LOAD	OPTIONAL
W 110 cm	H 235 cm	Std 80 kg	kit 2,5 kg increase;
L 385 cm	Wt 585 kg	Opt 100 kg	various bars and handles




### ADJUSTABLE CABLE STATION

MULTIFUNCTIONAL  
1MTH114

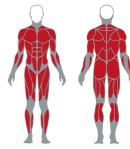


DIMENSIONS		LOAD	OPTIONAL
W 110 cm	H 235 cm	Std 80 kg	kit 2,5 kg increase;
L 110 cm	Wt 275 kg	Opt 100 kg	various bars and handles



### CABLE STATION

MULTIFUNCTIONAL  
1MTH126



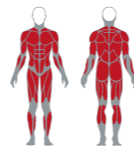
DIMENSIONS		LOAD	OPTIONAL
W 110 cm	H 235 cm	Std 80 kg	kit 2,5 kg increase;
L 110 cm	Wt 265 kg	Opt 100 kg	various bars and handles





## 2-STATION MULTI GYM

MULTIFUNCTIONAL - MODULAR MACHINE  
1MTH127



- S4 | SIDE WIDE**
- ▶ TRICEPS STATION STRAIGHT BAR
  - ▶ TRICEPS STATION PRESSDOWN BAR
  - ▶ TRICEPS STATION WITH PAD
  - ▶ ADJUSTABLE CABLE STATION (default)



- S2 | SIDE WIDE**
- ▶ TRICEPS STATION STRAIGHT BAR
  - ▶ TRICEPS STATION PRESSDOWN BAR
  - ▶ TRICEPS STATION WITH PAD (default)
  - ▶ ADJUSTABLE CABLE STATION

**DIMENSIONS**


W 105 cm H 240 cm  
L 145 cm Wt 430 kg

**LOAD**

Std 80 kg  
Opt 100 kg

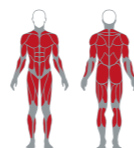
**OPTIONAL**

kit 2,5 kg increase;  
various bars and handles



## 4-STATION MULTI GYM

MULTIFUNCTIONAL - MODULAR MACHINE  
1MTH112



- S4 | SIDE WIDE**
- ▶ TRICEPS STATION STRAIGHT BAR
  - ▶ TRICEPS STATION PRESSDOWN BAR (default)
  - ▶ TRICEPS STATION WITH PAD
  - ▶ ADJUSTABLE CABLE STATION



- S2 | SIDE WIDE**
- ▶ TRICEPS STATION STRAIGHT BAR (default)
  - ▶ TRICEPS STATION PRESSDOWN BAR
  - ▶ TRICEPS STATION WITH PAD
  - ▶ ADJUSTABLE CABLE STATION

- S3 | SIDE SHORT**
- ▶ CABLE STATION
  - ▶ ADJUSTABLE CABLE STATION (default)
  - ▶ TRICEPS STATION PRESSDOWN BAR

**DIMENSIONS**

W 150 cm H 240 cm  
L 120 cm Wt 610 kg

**LOAD**

Std 80 kg  
Opt 100 kg

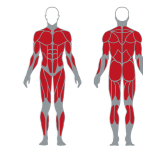
**OPTIONAL**

kit 2,5 kg increase (short sides);  
various bars and handles



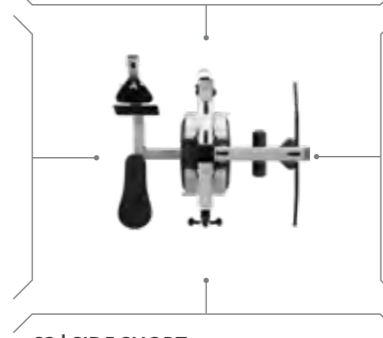
## JUNGLE MACHINE

MULTIFUNCTIONAL - MODULAR MACHINE  
1MTH115



- S4 | SIDE WIDE**
- ▶ PULLEY STATION (default)
  - ▶ LAT MACHINE STATION

- S1 | SIDE SHORT**
- ▶ CABLE STATION (default)
  - ▶ ADJUSTABLE CABLE STATION
  - ▶ TRICEPS STATION PRESSDOWN BAR



- S2 | SIDE WIDE**
- ▶ PULLEY STATION
  - ▶ LAT MACHINE STATION (default)

- S3 | SIDE SHORT**
- ▶ CABLE STATION
  - ▶ ADJUSTABLE CABLE STATION
  - ▶ TRICEPS STATION PRESSDOWN BAR (default)

**DIMENSIONS**


W 190 cm H 235 cm  
L 205 cm Wt 665 kg

**LOAD**

Std 80/100 kg  
Opt 100/130 kg

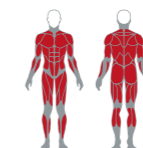
**OPTIONAL**

kit 2,5 kg increase (short sides);  
various bars and handles



## JUNGLE MACHINE / CABLE STATION WITH BAR

MULTIFUNCTIONAL  
1MTH115+1MTH116



**DIMENSIONS**

W 205 cm H 235 cm  
L 480 cm Wt 930 kg

**LOAD**

Std 80/100 kg  
Opt 100/130 kg

**OPTIONAL**

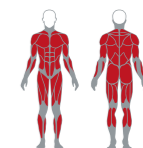
kit 2,5 kg increase (short sides);  
various bars and handles

1MTH116

1MTH115
S1 CABLE STATION
S2 PULLEY STATION
S3 TRICEPS STATION PRESSDOWN BAR
S4 LAT MACHINE STATION

## JUNGLE MACHINE / ADJUSTABLE CABLE STATION WITH BAR

MULTIFUNCTIONAL  
1MTH115+1MTH124



**DIMENSIONS**

W 205 cm H 235 cm  
L 490 cm Wt 975 kg

**LOAD**

Std 80/100 kg  
Opt 100/130 kg

**OPTIONAL**

kit 2,5 kg increase (short sides);  
various bars and handles

1MTH124

1MTH115
S1 ADJUSTABLE CABLE STATION
S2 PULLEY STATION
S3 TRICEPS STATION PRESSDOWN BAR
S4 LAT MACHINE STATION

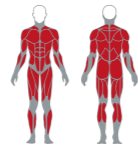






### JUNGLE MACHINE / JOINT BAR / JUNGLE MACHINE

MULTIFUNCTIONAL  
1MTH115+1MTH119+1MTH115

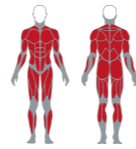


**DIMENSIONS** W 205 cm H 235 cm L 550 cm  
**LOAD** Std 80/100 kg Wt 1365 kg  
**OPTIONAL** kit 2,5kg increase (short sides); various bars and handles

1MTH115	1MTH115
S1 ADJUSTABLE CABLE STATION	S1 CABLE STATION
S2 LAT MACHINE STATION	S2 PULLEY STATION
S3 CABLE STATION	S3 ADJUSTABLE CABLE STATION
S4 LAT MACHINE STATION	S4 PULLEY STATION

### JUNGLE MACHINE / JOINT BAR / 4-STATION MULTI GYM

MULTIFUNCTIONAL  
1MTH115+1MTH119+1MTH112

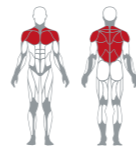


**DIMENSIONS** W 205 cm H 240 cm L 555 cm  
**LOAD** Std 80/100 kg Wt 1310 kg  
**OPTIONAL** kit 2,5 kg increase (short sides); various bars and handles

1MTH115	1MTH112
S1 TRICEPS STATION PRESSDOWN BAR	S1 CABLE STATION
S2 LAT MACHINE STATION	S2 TRICEPS STATION STRAIGHT BAR
S3 CABLE STATION	S3 ADJUSTABLE CABLE STATION
S4 PULLEY STATION	S4 TRICEPS STATION PRESSDOWN BAR

### STANDING MULTI FLIGHT

UPPER BODY  
1MTH028




**MAIN FEATURES**

- Machine to train deltoids, pectorals and back muscles
- Height adjustment of the rotation centres with counterbalanced and gas assisted cart
- Range of motion: starting angle adjustment
- Cam to ensure a natural adaptation of the load
- Headrest
- Counterbalanced arms
- Wide platform with removable frame
- Central fixed handle to stabilize the body in the execution of monolateral exercise

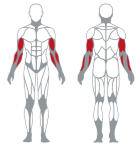


**DIMENSIONS** W 80 cm H 205 cm L 145 cm  
**LOAD** Std 80 kg Wt 295 kg  
**OPTIONAL** kit 2,5 kg increase Opt 120 kg



### STANDING TOTAL ARMS

UPPER BODY  
1MTH055A




**MAIN FEATURES**

- 2 machines in 1 | curling + triceps machine;
- smart switch: rotating system of the exercise arm for the exercise selection;
- gas-assisted height adjustment of the exercise arm;
- cam to ensure a natural adaptation of the load;
- counterbalance to reset the empty weight of the exercise lever;
- rotating handle with straight or EZ bar;
- adjustable handle;
- wide platform with anti-slip system.

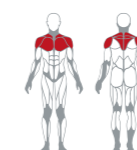


**DIMENSIONS** W 130 cm H 185 cm L 170 cm  
**LOAD** Std 80 kg Wt 350 kg  
**OPTIONAL** kit 2,5 kg increase Opt 100 kg




### PECK BACK

UPPER BODY  
1MTH117



**DIMENSIONS** W 130 cm H 195 cm L 140 cm  
**LOAD** Std 80 kg Wt 275 kg  
**OPTIONAL** kit 2,5 kg increase



**CARTER ALSO AVAILABLE IN SILVER COLOUR**  
OPTIONAL



**BASE CURVE ALSO AVAILABLE IN SILVER COLOUR**  
OPTIONAL



N° MACHINES: 72  
N° BENCHES: 25

FitEvo

PANATTA

Worldwide Fitness Company

# FIT EVO STRENGTH

Design moderno, biomeccanica Panatta.  
Fit Evo combina perfettamente funzionalità  
ed estetica, garantendo il massimo comfort  
per tutti gli utenti.

Cutting-edge biomechanical design  
by Panatta. Fit Evo is the perfect combination  
of functionality and aesthetics, guaranteeing  
the maximum comfort for every user.

FR. Design moderne, biomécanique Panatta.  
Fit Evo allie parfaitement fonctionnalité et esthétique,  
tout en garantissant un confort maximal pour tous  
les utilisateurs.

ES. Diseño moderno, biomecánica Panatta.  
Fit Evo combina perfectamente funcionalidad  
y estética, garantizando la máxima comodidad  
para todos los usuarios.

DE. Die FIT-EVO Linie von Panatta verbindet  
modernes Design mit einer sehr guten Biomechanik.  
Fit Evo Kraftgeräte sind ist die perfekte Kombination  
von Funktionalität und Ästhetik und garantieren  
höchsten Komfort für alle Benutzer.

RU. Современный дизайн. Биомеханика  
компании Panatta. Fit Evo прекрасно сочетает в себе  
функциональность и красивый внешний вид, гарантируя  
всем пользователям максимальный комфорт.

AR.

تصميم حديث وبيوميكانيكي من صنع Panatta.  
جمع تشكيلة Fit Evo بشكل تام ما بين العملية والجمالية، وتضمن أقصى حد  
من الراحة لجميع المستخدمين.



Find more



**EVO**



*WILLIAM BONAC*  
OLYMPIAN, 2X ARNOLD CLASSIC,  
1X ARNOLD CLASSIC AUSTRALIA

**EVO**







# NEW BICEPS AND TRICEPS MACHINES

THE BEST 12 MACHINES FOR BICEPS AND TRICEPS WORKOUT

ALTERNATE ARM CURL



ALTERNATE PREACHER CURL MACHINE



ALTERNATE ARM CURL 120

ALTERNATE ARM EXTENSION



ALTERNATE ARM CURL -45

ALTERNATE ARM EXTENSION 90





**FRENCH PRESS MACHINE**



**ALTERNATE STANDING TOTAL ARMS**



**DIPS PRESS**



**CURLING MACHINE**

**STANDING TOTAL ARMS**



**TRICEPS MACHINE**

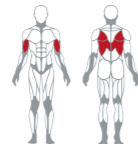




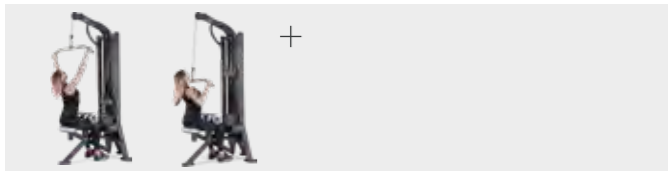


### LAT PULLDOWN

UPPER BODY  
1FE001

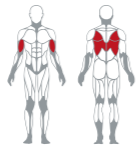


DIMENSIONS		LOAD		OPTIONAL
W	120 cm	H	240 cm	various bars and handles
L	140 cm	Wt	195 kg	

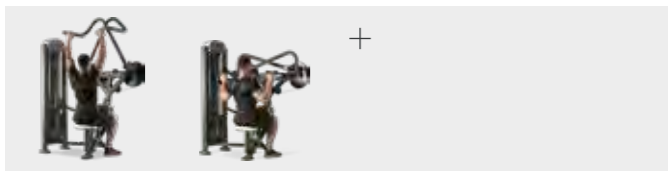


### LAT PULLDOWN CIRCULAR

UPPER BODY  
1FE002

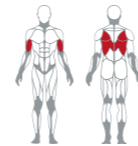


DIMENSIONS		LOAD	
W	150 cm	H	220 cm
L	95 cm	Wt	265 kg



### LAT PULLDOWN DOUBLE STACK

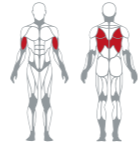
UPPER BODY  
1FE101




DIMENSIONS		LOAD		OPTIONAL
W	130 cm	H	250 cm	various bars and handles
L	115 cm	Wt	250 kg	

### LAT PULLDOWN CONVERGENT

UPPER BODY  
1FE007

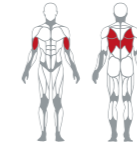


DIMENSIONS		LOAD	
W	125 cm	H	210 cm
L	170 cm	Wt	260 kg




### HIGH ROW CONVERGENT

UPPER BODY  
1FE006

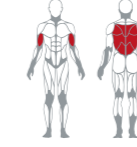


DIMENSIONS		LOAD	
W	115 cm	H	210 cm
L	160 cm	Wt	265 kg



### PULLEY ROW DOUBLE STACK

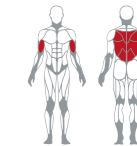
UPPER BODY  
1FE103




DIMENSIONS		LOAD		OPTIONAL
W	110 cm	H	215 cm	various bars and handles
L	210 cm	Wt	260 kg	

### PULLEY ROW

UPPER BODY  
1FE003

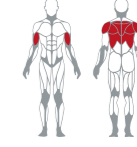


DIMENSIONS		LOAD		OPTIONAL
W	100 cm	H	225 cm	various bars and handles
L	175 cm	Wt	215 kg	




### ROWING MACHINE CIRCULAR

UPPER BODY  
1FE004A



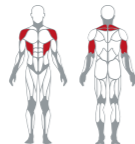
DIMENSIONS		LOAD		OPTIONAL
W	130 cm	H	185 cm	rotating handgrips
L	160 cm	Wt	270 kg	






### DELTOID PRESS

UPPER BODY  
1FE025

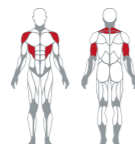


<b>DIMENSIONS</b>		<b>LOAD</b>	
W 160 cm	H 160 cm	Std 80 kg	
L 170 cm	Wt 210 kg	Opt 100 kg	




### DELTOID PRESS CIRCULAR

UPPER BODY  
1FE024

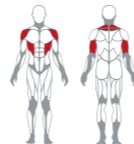


<b>DIMENSIONS</b>		<b>LOAD</b>	
W 145 cm	H 185 cm	Std 100 kg	
L 140 cm	Wt 275 kg	Opt 120 kg	




### DELTOID PRESS / BASE

UPPER BODY  
1FE025B

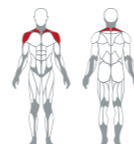


<b>DIMENSIONS</b>		<b>LOAD</b>	
W 160 cm	H 160 cm	Std 80 kg	
L 125 cm	Wt 180 kg	Opt 100 kg	




### LATERAL DELTOIDS

UPPER BODY  
1FE026

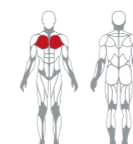


<b>DIMENSIONS</b>		<b>LOAD</b>	
W 125 cm	H 160 cm	Std 50 kg	
L 95 cm	Wt 175 kg	Opt 80 kg	




### PECTORAL MACHINE

UPPER BODY  
1FE035

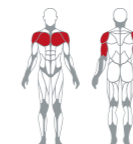


<b>DIMENSIONS</b>		<b>LOAD</b>	
W 145 cm	H 160 cm	Std 80 kg	
L 130 cm	Wt 230 kg	Opt 120 kg	




### VERTICAL CHEST PRESS

UPPER BODY  
1FE036

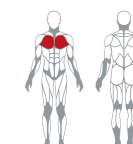


<b>DIMENSIONS</b>		<b>LOAD</b>	
W 150 cm	H 160 cm	Std 100 kg	
L 120 cm	Wt 230 kg		




### PECTORAL MACHINE / BASE

UPPER BODY  
1FE035B

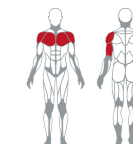


<b>DIMENSIONS</b>		<b>LOAD</b>	
W 145 cm	H 160 cm	Std 80 kg	
L 95 cm	Wt 220 kg	Opt 120 kg	



### VERTICAL CHEST PRESS / BASE

UPPER BODY  
1FE036B



<b>DIMENSIONS</b>		<b>LOAD</b>	
W 150 cm	H 160 cm	Std 100 kg	
L 85 cm	Wt 215 kg		

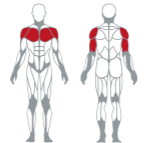




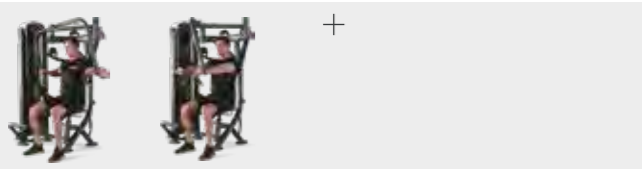


### VERTICAL CHEST PRESS CIRCULAR

UPPER BODY  
1FE033

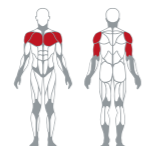


DIMENSIONS		LOAD	
W 145 cm	H 185 cm	Std 100 kg	
L 125 cm	Wt 270 kg	Opt 120 kg	



### INCLINED CHEST PRESS

UPPER BODY  
1FE037

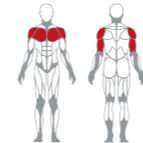


DIMENSIONS		LOAD	
W 160 cm	H 190 cm	Std 80 kg	
L 145 cm	Wt 210 kg	Opt 120 kg	




### INCLINED CHEST PRESS CIRCULAR

UPPER BODY  
1FE034

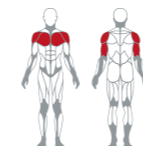


DIMENSIONS		LOAD	
W 145 cm	H 185 cm	Std 100 kg	
L 135 cm	Wt 265 kg	Opt 120 kg	



### INCLINED CHEST PRESS/BASE

UPPER BODY  
1FE037B

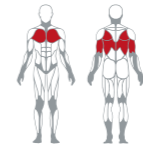


DIMENSIONS		LOAD	
W 160 cm	H 190 cm	Std 80 kg	
L 100 cm	Wt 200 kg	Opt 120 kg	



### PULLOVER MACHINE

UPPER BODY  
1FE039

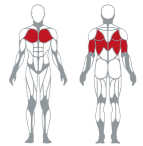


DIMENSIONS		LOAD	
W 140 cm	H 160 cm	Std 80 kg	
L 150 cm	Wt 235 kg	Opt 100 kg	



### PULLOVER MACHINE / BASE

UPPER BODY  
1FE039B

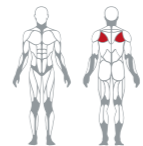


DIMENSIONS		LOAD	
W 140 cm	H 160 cm	Std 80 kg	
L 115 cm	Wt 225 kg	Opt 100 kg	



### ROTARY CUFF

UPPER BODY  
1FE027

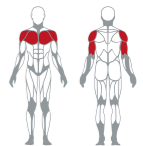


DIMENSIONS		LOAD	
W 150 cm	H 160 cm	Std 50 kg	
L 105 cm	Wt 190 kg	Opt 80 kg	



### DIPS PRESS

UPPER BODY  
1FE038



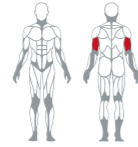
DIMENSIONS		LOAD	
W 120 cm	H 160 cm	Std 80 kg	
L 155 cm	Wt 245 kg	Opt 120 kg	





### FRENCH PRESS MACHINE

UPPER BODY  
1FE153

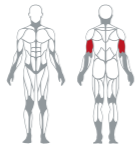


**THE FIRST AND THE ORIGINAL**  
ON THE WORLDWIDE FITNESS MARKET

DIMENSIONS		LOAD
W 130 cm	H 160 cm	Std 100 kg
L 180 cm	Wt 230 kg	Opt 120 kg

### ALTERNATE ARM EXTENSION

UPPER BODY  
1FE057

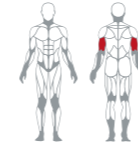


DIMENSIONS		LOAD
W 150 cm	H 160 cm	Std 50 kg
L 85 cm	Wt 190 kg	Opt 80 kg



### TRICEPS MACHINE

UPPER BODY  
1FE053

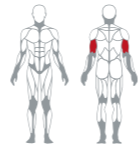


DIMENSIONS		LOAD
W 115 cm	H 160 cm	Std 50 kg
L 120 cm	Wt 170 kg	Opt 80 kg



### ALTERNATE ARM EXTENSION 90

UPPER BODY  
1FE357

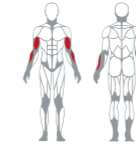


DIMENSIONS		LOAD
W 150 cm	H 160 cm	Std 50 kg
L 85 cm	Wt 190 kg	Opt 80 kg




### CURLING MACHINE

UPPER BODY  
1FE051

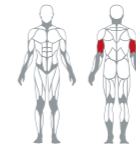


DIMENSIONS		LOAD
W 110 cm	H 160 cm	Std 50 kg
L 85 cm	Wt 165 kg	Opt 80 kg



### ALTERNATE ARM CURL 120

UPPER BODY  
1FE356

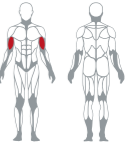


DIMENSIONS		LOAD
W 150 cm	H 160 cm	Std 50 kg
L 85 cm	Wt 190 kg	Opt 80 kg



### ALTERNATE ARM CURL

UPPER BODY  
1FE056

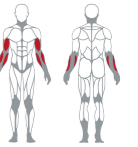


DIMENSIONS		LOAD
W 150 cm	H 160 cm	Std 50 kg
L 85 cm	Wt 180 kg	Opt 80 kg



### ALTERNATE ARM CURL -45

UPPER BODY  
1FE456



DIMENSIONS		LOAD
W 150 cm	H 160 cm	Std 60 kg
L 130 cm	Wt 210 kg	Opt 80 kg

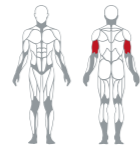






### ALTERNATE PREACHER CURL MACHINE


UPPER BODY  
1FE052



**THE FIRST AND THE ORIGINAL**  
ON THE WORLDWIDE FITNESS MARKET

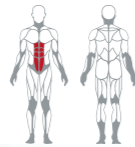


DIMENSIONS		LOAD	
W	150 cm	H	160 cm
L	85 cm	Wt	190 kg
		Std	50 kg
		Opt	80 kg




### UPPER ABDOMINAL MACHINE

CORE  
1FE065

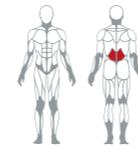


DIMENSIONS		LOAD	
W	140 cm	H	160 cm
L	160 cm	Wt	180 kg
		Std	50 kg
		Opt	100 kg




### LOWER BACK

CORE  
1FE005

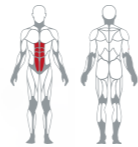


DIMENSIONS		LOAD	
W	140 cm	H	160 cm
L	150 cm	Wt	185 kg
		Std	50 kg
		Opt	120 kg



### ABDOMINAL CRUNCH

CORE  
1FE067

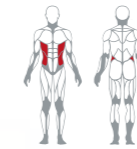


DIMENSIONS		LOAD	
W	130 cm	H	160 cm
L	130 cm	Wt	180 kg
		Std	50 kg
		Opt	80 kg



### TORSION MACHINE

CORE  
1FE066

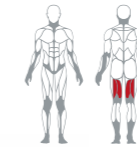


DIMENSIONS		LOAD	
W	145 cm	H	160 cm
L	110 cm	Wt	175 kg
		Std	50 kg
		Opt	100 kg




### LEG CURLING

LOWER BODY  
1FE082

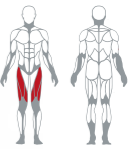


DIMENSIONS		LOAD	
W	100 cm	H	160 cm
L	165 cm	Wt	180 kg
		Std	50 kg
		Opt	80 kg




### LEG EXTENSION

LOWER BODY  
1FE081

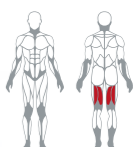


DIMENSIONS		LOAD	
W	105 cm	H	160 cm
L	150 cm	Wt	210 kg
		Std	80 kg
		Opt	100 kg




### SEATED LEG CURLING

LOWER BODY  
1FE083



DIMENSIONS		LOAD	
W	105 cm	H	160 cm
L	155 cm	Wt	180 kg
		Std	50 kg
		Opt	80 kg

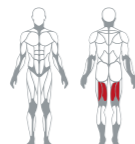






### STANDING LEG CURLING

LOWER BODY  
1FE084



DIMENSIONS		LOAD	
W 110 cm	H 160 cm	Std 50 kg	
L 140 cm	Wt 200 kg	Opt 80 kg	



### DUAL SYSTEM HORIZONTAL LEG PRESS

LOWER BODY  
1FE095



- MAIN FEATURES**
- Physiological load curve with pantograph progressive system
  - Independent levers with blocking system: unilateral or bilateral exercise
  - Starting position adjustment

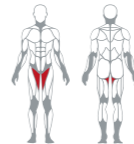


DIMENSIONS		LOAD	
W 115 cm	H 185 cm	Std 200 kg	
L 195 cm	Wt 450 kg	Opt 250 kg	



### ADDUCTOR MACHINE

LOWER BODY  
1FE087

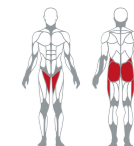


DIMENSIONS		LOAD	
W 70 cm	H 160 cm	Std 50 kg	
L 185 cm	Wt 185 kg	Opt 100 kg	



### ADDUCTOR/ABDUCTOR MACHINE

LOWER BODY  
1FE093

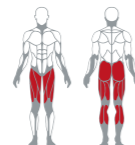


DIMENSIONS		LOAD	
W 70 cm	H 160 cm	Std 50 kg	
L 185 cm	Wt 200 kg	Opt 100 kg	




### HORIZONTAL LEG PRESS

LOWER BODY  
1FE085

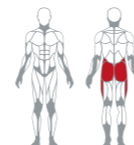


DIMENSIONS		LOAD		OPTIONAL
W 120 cm	H 185 cm	Std 150 kg		Adjustable carriage gas assisted
L 220 cm	Wt 355 kg	Opt 200 kg		



### ABDUCTOR MACHINE

LOWER BODY  
1FE086

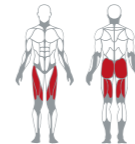


DIMENSIONS		LOAD	
W 70 cm	H 160 cm	Std 50 kg	
L 180 cm	Wt 185 kg	Opt 100 kg	



### MASTER GLUTEUS PLUS


LOWER BODY  
1FE094A



- MAIN FEATURES**
- Multiple workout position: adjustable system for selecting the workout level on 3 different angles
  - Adjustable thrust arm non-slip painted
  - Elbow padding and support grips with horizontal adjustment
  - Double padding for the perfect alignment of the thrust leg

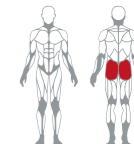


DIMENSIONS		LOAD	
W 115 cm	H 160 cm	Std 100 kg	
L 205 cm	Wt 335 kg	Opt 120 kg	



### GLUTEUS MACHINE

LOWER BODY  
1FE088



DIMENSIONS		LOAD	
W 110 cm	H 160 cm	Std 50 kg	
L 150 cm	Wt 215 kg	Opt 80 kg	

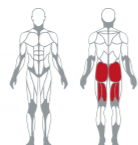






### HIP THRUST

LOWER BODY  
1FE097



DIMENSIONS		LOAD		OPTIONAL
W	135 cm	H	160 cm	adjustable platform
L	180 cm	Wt	290 kg	
		Std	100 kg	
		Opt	120 kg	




### CALF MACHINE

LOWER BODY  
1FE089

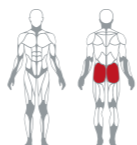


DIMENSIONS		LOAD	
W	100 cm	H	190 cm
L	95 cm	Wt	210 kg
		Std	100 kg
		Opt	120 kg



### STANDING ABDUCTOR MACHINE

LOWER BODY  
1FE096



#### MAIN FEATURES

- ▶ Large front support handles
- ▶ Frontal weight pack
- ▶ Two types of exercise:
  - 1- mono-articular movement and hips abduction.
  - 2- multi-articular movement with the abduction of the hips and pelvis extension.

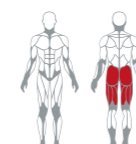


DIMENSIONS		LOAD	
W	80 cm	H	160 cm
L	160 cm	Wt	230 kg
		Std	100 kg




### MULTI HIP

LOWER BODY  
1FE090

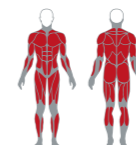


DIMENSIONS		LOAD	
W	100 cm	H	160 cm
L	135 cm	Wt	190 kg
		Std	50 kg




### ADJUSTABLE CABLE CROSSOVER

MULTIFUNCTIONAL  
1FE125

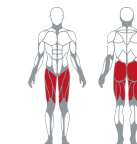


DIMENSIONS		LOAD		OPTIONAL
W	95 cm	H	230 cm	various bars and handles
L	390 cm	Wt	390 kg	
		Std	50 kg	
		Opt	100 kg	




### POWER RUNNER

LOWER BODY  
1FE098

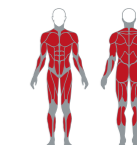


DIMENSIONS		LOAD	
W	115 cm	H	180 cm
L	200 cm	Wt	480 kg
		Std	100 + 100 kg



### CABLE CROSSOVER

MULTIFUNCTIONAL  
1FE111



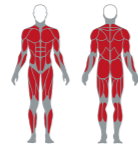
DIMENSIONS		LOAD		OPTIONAL
W	100 cm	H	220 cm	various bars and handles
L	370 cm	Wt	245 kg	
		Std	50 kg	
		Opt	100 kg	






### 4-STATION MULTI GYM

MULTIFUNCTIONAL  
1FE112

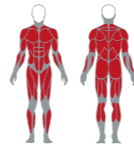


DIMENSIONS		LOAD		OPTIONAL
W	130 cm	H	230 cm	back rest; various bars and handles
L	140 cm	Wt	350 kg	



### 4-STATION FOUR HLP

MULTIFUNCTIONAL  
1FE112F

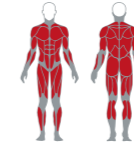


DIMENSIONS		LOAD		OPTIONAL
W	175 cm	H	230 cm	various bars and handles
L	185 cm	Wt	450 kg	



### SMITH MACHINE LINEAR BEARINGS

MULTIFUNCTIONAL  
1FE113B

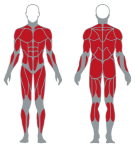


DIMENSIONS		LOAD		OPTIONAL
W	200 cm	H	215 cm	1FE201 Fully Adjustable Bench
L	150 cm	Wt	140 kg	




### HIGH LOW PULLEY

MULTIFUNCTIONAL  
1FE114B

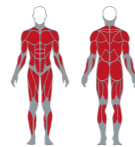


DIMENSIONS		LOAD		OPTIONAL
W	95 cm	H	230 cm	various bars and handles large lateral support handles
L	90 cm	Wt	150 kg	




### 4-STATION MULTI GYM + CABLE STATION WITH BAR

MULTIFUNCTIONAL  
1FE112+1FE116

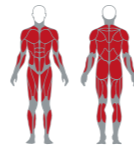


DIMENSIONS		LOAD		OPTIONAL
W	130 cm	H	230 cm	back rest; various bars and handles
L	445 cm	Wt	505 kg	




### 4 STATION MULTI GYM + ADJUSTABLE CABLE STATION WITH BAR

MULTIFUNCTIONAL  
1FE112 +1FE124

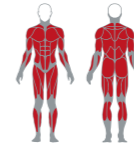


DIMENSIONS		LOAD		OPTIONAL
W	130 cm	H	230 cm	back rest; various bars and handles
L	470 cm	Wt	570 kg	



### JUNGLE MACHINE

MULTIFUNCTIONAL  
1FE115

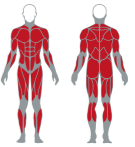


DIMENSIONS		LOAD		OPTIONAL
W	240 cm	H	240 cm	back rest; various bars and handles
L	175 cm	Wt	525 kg	




### JUNGLE MACHINE HLP

MULTIFUNCTIONAL  
1FE120



DIMENSIONS		LOAD		OPTIONAL
W	240 cm	H	240 cm	back rest; various bars and handles
L	175 cm	Wt	525 kg	

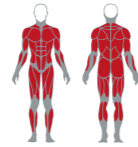






### JUNGLE MACHINE DOUBLE HLP

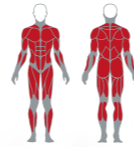
MULTIFUNCTIONAL  
1FE120D



DIMENSIONS		LOAD		OPTIONAL
W 240 cm	H 240 cm	Std 50/100 kg		back rest; various bars and handles
L 175 cm	Wt 570 kg	Opt 100/120 kg		

### JUNGLE MACHINE + CABLE STATION WITH BAR

MULTIFUNCTIONAL  
1FE115+1FE116

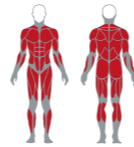


DIMENSIONS		LOAD		OPTIONAL
W 240 cm	H 240 cm	Std 50/100 kg		back rest; various bars and handles
L 440 cm	Wt 675 kg	Opt 100/120 kg		



### JUNGLE MACHINE HLP + ADJUSTABLE CABLE STATION WITH BAR

MULTIFUNCTIONAL  
1FE120 + 1FE124



DIMENSIONS		LOAD		OPTIONAL
W 240 cm	H 240 cm	Std 50/100 kg		back rest; various bars and handles
L 470 cm	Wt 740 kg	Opt 100/120 kg		

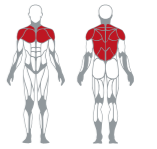


### STANDING MULTI FLIGHT MACHINE


UPPER BODY  
1FE028

#### MAIN FEATURES

- Machine to train deltoids, pectorals and back muscles
- Height adjustment of the rotation centres with counterbalanced and gas assisted cart
- Range of motion: starting angle adjustment
- Cam to ensure a natural adaptation of the load
- Headrest
- Counterbalanced arms
- Wide platform with removable frame
- Central fixed handle to stabilize the body in the execution of monolateral exercise



DIMENSIONS		LOAD	
W 80 cm	H 195 cm	Std 80 kg	
L 145 cm	Wt 280 kg	Opt 120 kg	

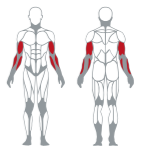


### STANDING TOTAL ARMS


UPPER BODY  
1FE055A

#### MAIN FEATURES

- 2 machines in 1 | curling + triceps machine;
- smart switch: rotating system of the exercise arm for the exercise selection;
- gas-assisted height adjustment of the exercise arm;
- cam to ensure a natural adaptation of the load;
- counterbalance to reset the empty weight of the exercise lever;
- rotating handle with straight or EZ bar;
- adjustable handle;
- wide platform with anti-slip system.



DIMENSIONS		LOAD	
W 80 cm	H 195 cm	Std 80 kg	
L 145 cm	Wt 280 kg	Opt 120 kg	



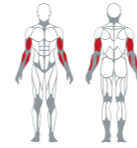


## ALTERNATE STANDING TOTAL ARMS

UPPER BODY  
1FE155

### MAIN FEATURES

- 2 machines in 1 | curling + triceps machine;
- smart switch: rotating exercise arm system for selecting the type of workout;
- double weight stack for load selection, one on each side;
- gas-assisted height adjustment of the exercise arms;
- cam to ensure natural load adaptation;
- jointed handles with adaptive system;
- handles adjustable to two angles: supine and semi-supine for biceps, prone and semi-prone for triceps;
- fixed central handle to stabilize the body during single-handed performance;
- large footplate with non-slip treatment.



THE FIRST AND THE ORIGINAL ON THE WORLDWIDE FITNESS MARKET

### DIMENSIONS

W 175 cm H 180 cm  
L 140 cm Wt 460 kg

### LOAD

Std 50+50 kg  
Opt 80+80 kg

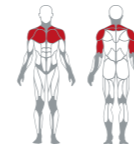


## MULTIPURPOSE PRESS

MULTIFUNCTIONAL  
1FE118A

### MAIN FEATURES:

- Four machines in one
- Bench horizontal adjustment: 4 positions
- Back inclination adjustment gas assisted: 8 positions from -15° declined to 85° inclined
- Seat inclination adjustment: 3 positions
- Big handle start position adjustment: 15 positions



### DIMENSIONS

W 150 cm H 160 cm  
L 175 cm Wt 305 kg

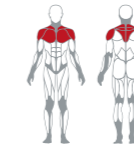
### LOAD

Std 100 kg  
Opt 120 kg



## PECK BACK

MULTIFUNCTIONAL  
1FE117



### DIMENSIONS

W 140 cm H 195 cm  
L 130 cm Wt 165 kg

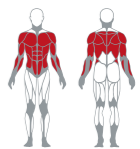
### LOAD

Std 80 kg  
Opt 100 kg



## CHIN AND DIP COUNTER BALANCED

MULTIFUNCTIONAL  
1FE121

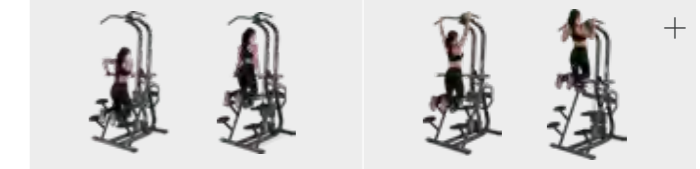


### DIMENSIONS

W 110 cm H 240 cm  
L 165 cm Wt 300 kg

### LOAD

Std 50 kg  
Opt 80 kg



## FLAT BENCH

BENCHES  
1FE202



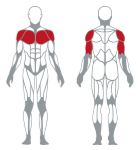
### DIMENSIONS

W 75 cm H 55 cm  
L 140 cm Wt 40 kg

OPTIONAL  
footrest kit

## OLYMPIC FLAT BENCH

BENCHES  
1FE203



### DIMENSIONS

W 155 cm H 135 cm  
L 190 cm Wt 80 kg

### LOAD

Max 310 kg

### OPTIONAL

barbells  
 footrest Kit

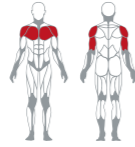






### OLYMPIC INCLINED BENCH

BENCHES  
1FE205

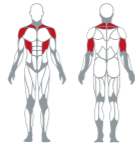


DIMENSIONS		LOAD	OPTIONAL
W	155 cm	Max 310 kg	barbells
L	180 cm		
H	165 cm		
Wt	140 kg		




### OLYMPIC SHOULDER BENCH

BENCHES  
1FE207

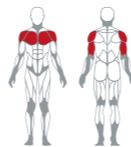


DIMENSIONS		LOAD	OPTIONAL
W	155 cm	Max 310 kg	barbells
L	105 cm		
H	185 cm		
Wt	110 kg		




### OLYMPIC DECLINED BENCH

BENCHES  
1FE206

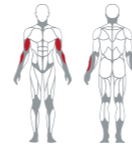


DIMENSIONS		LOAD	OPTIONAL
W	155 cm	Max 310 kg	barbells
L	185 cm		
H	135 cm		
Wt	80 kg		




### SEATED CURL BENCH

BENCHES  
1FE208



DIMENSIONS		OPTIONAL
W	85 cm	barbells
L	100 cm	
H	100 cm	
Wt	55 kg	



### CURL RACK

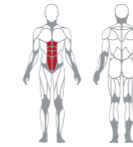
BENCHES  
1FE209




DIMENSIONS	
W	110 cm
L	85 cm
H	100 cm
Wt	40 kg

### ADJUSTABLE CRUNCH BOARD

BENCHES  
1FE210

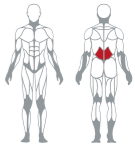


DIMENSIONS	
W	75 cm
L	140 cm
H	110 cm
Wt	45 kg




### ADJUSTABLE BACK EXTENSION

BENCHES  
1FE200

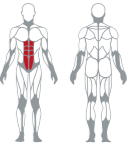


DIMENSIONS	
W	95 cm
L	145 cm
H	130 cm
Wt	75 kg



### REVERSE CRUNCH ABS

BENCHES  
1FE217



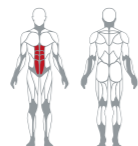
DIMENSIONS	
W	155 cm
L	85 cm
H	140 cm
Wt	85 kg






**SIT UP BOARD**

BENCHES  
1FE212



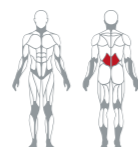
**DIMENSIONS**

W 80 cm H 130 cm  
L 235 cm Wt 80 kg




**HYPEREXTENSION BENCH**

BENCHES  
1FE220



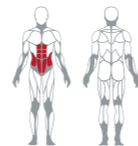
**DIMENSIONS**

W 80 cm H 120 cm  
L 165 cm Wt 60 kg



**ABDOMINAL ISOLATOR**

BENCHES  
1FE214



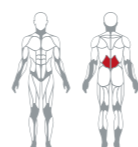
**DIMENSIONS**

W 105 cm H 170 cm  
L 135 cm Wt 190 kg




**HYPEREXTENSION 45° BENCH**

BENCHES  
1FE221



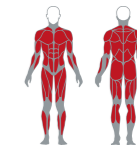
**DIMENSIONS**

W 80 cm H 110 cm  
L 150 cm Wt 80 kg



**SQUAT RACK**

BENCHES  
1FE230



**DIMENSIONS**


W 155 cm H 230 cm  
L 150 cm Wt 145 kg

**LOAD**

Max 400 kg

**OPTIONAL**

barbells




**FULLY ADJUSTABLE BENCH**

BENCHES  
1FE201



**DIMENSIONS**

W 75 cm H 50 cm  
L 145 cm Wt 45 kg

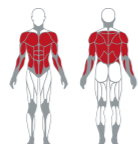






**CHIN AND DIP**

BENCHES  
1FE211



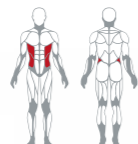
**DIMENSIONS**

W 135 cm H 265 cm  
L 125 cm Wt 135 kg




**STANDING DOUBLE TWISTER**

BENCHES  
1FE215



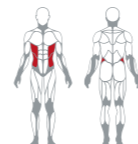
**DIMENSIONS**

W 75 cm H 150 cm  
L 160 cm Wt 130 kg




**TORSION BENCH**

BENCHES  
1FE213



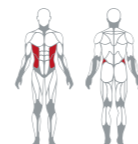
**DIMENSIONS**

W 75 cm H 150 cm  
L 135 cm Wt 80 kg




**STANDING AND SEATED DOUBLE TWISTER**

BENCHES  
1FE216



**DIMENSIONS**

W 105 cm H 150 cm  
L 210 cm Wt 165 kg




**MILITARY BENCH**

BENCHES  
1FE233



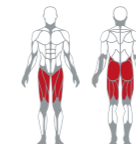
**DIMENSIONS**

W 75 cm H 100 cm  
L 140 cm Wt 35 kg




**SISSY SQUAT**

BENCHES  
1FE231



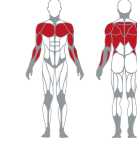
**DIMENSIONS**

W 65 cm H 55 cm  
L 115 cm Wt 60 kg



**MULTIPURPOSE SEATED BENCH**

BENCHES  
1FE204



**DIMENSIONS**

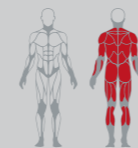
W 75 cm H 100 cm  
L 140 cm Wt 35 kg



**STRETCHING**

**EXTENSOR BENCH**

BENCHES  
1FE260



**DIMENSIONS**

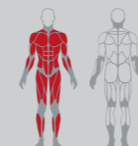
W 149 cm    H 92 cm    L 73 cm    Wt 67 kg



**STRETCHING**


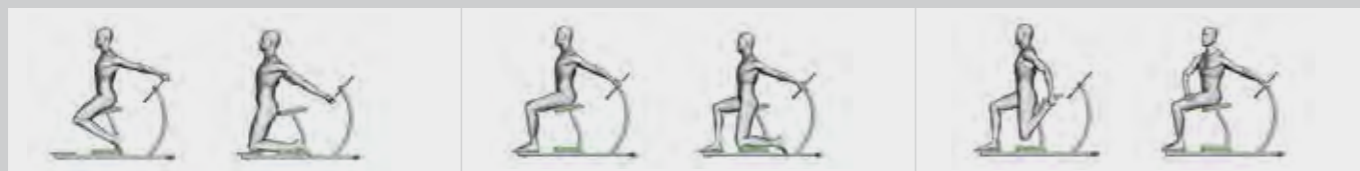
**FLEXOR BENCH**

BENCHES  
1FE261



**DIMENSIONS**

W 149 cm    H 104 cm    L 76 cm    Wt 75 kg



TRANSFORM PHYSIQUE  
FITNESS CENTER  
UNITED KINGDOM



N° MACHINES: 43  
N° BENCHES: 11

SEC®  
strength • elegance • comfort

PANATTA  
Worldwide Fitness Company

# PANATTA SEC

Linea di macchine isotoniche firmata Panatta. Il design accattivante, la solidità e l'ottimo rapporto qualità/prezzo ne fanno una linea altamente competitiva.

Panatta's line of isotonic equipment. The attractive design, sturdiness, and the excellent price-quality ratio make this line highly competitive.

FR. Ligne de machines de musculation signées Panatta. Le design attractif, la solidité et l'excellent rapport qualité/prix en font une ligne hautement compétitive.

ES. Línea de máquinas isotónicas firmada por Panatta. El diseño cautivador, la solidez y una óptima relación calidad precio hacen que sea una línea altamente competitiva.

DE. Panatta SEC – Linie. Sie vereint attraktives Design, beste Funktionen mit einem ausgezeichneten Preis-Leistungs-Verhältnis, was diese Linie besonders wettbewerbsfähig macht.

RU. Это линия изотонического оборудования марки Panatta. Привлекательный дизайн, прочность и прекрасное отношение между ценой и качеством сделали её конкурентоспособной линией.

AR.

تشكيلة من الماكينات المتساوية التوتر التي تحمل ماركة Panatta. تشكيلة منافسة للغاية بفضل التصميم الفاتن والصلابة العالية والعلاقة الممتازة ما بين النوعية/السعر.



Find more



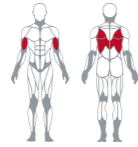




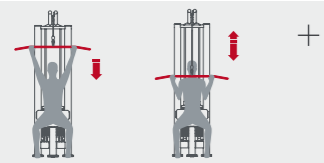


### LAT PULLDOWN

UPPER BODY  
1SC001

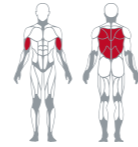


DIMENSIONS		LOAD		OPTIONAL
W	120 cm	H	230 cm	various bars and handles
L	115 cm	Wt	140 kg	
		Std	80 kg	
		Opt	100 kg	

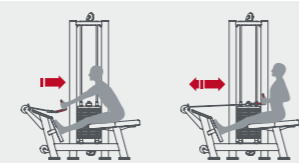


### PULLEY ROW

UPPER BODY  
1SC003

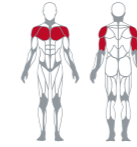


DIMENSIONS		LOAD		OPTIONAL
W	105 cm	H	215 cm	various bars and handles
L	175 cm	Wt	180 kg	
		Std	80 kg	
		Opt	100 kg	

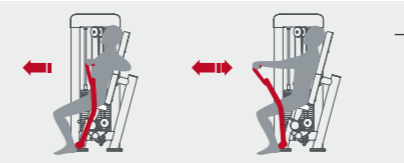


### VERTICAL CHEST PRESS CONVERGENT

UPPER BODY  
1SC034

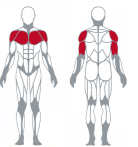


DIMENSIONS		LOAD		OPTIONAL
W	140 cm	H	160 cm	footrest with a slip-proof system
L	80 cm	Wt	200 kg	
		Std	80 kg	
		Opt	100 kg	

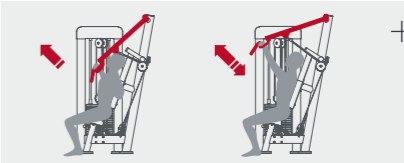


### INCLINED CHEST PRESS CONVERGENT PLUS

UPPER BODY  
1SC037A

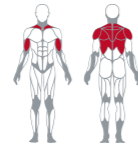


DIMENSIONS		LOAD		OPTIONAL
W	165 cm	H	190 cm	footrest with a slip-proof system
L	130 cm	Wt	220 kg	
		Std	80 kg	
		Opt	100 kg	

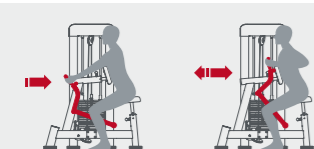


### ROWING MACHINE

UPPER BODY  
1SC004

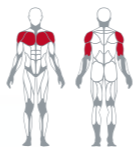


DIMENSIONS		LOAD	
W	130 cm	H	160/180 cm
L	115 cm	Wt	230 kg
		Std	80 kg
		Opt	100 kg

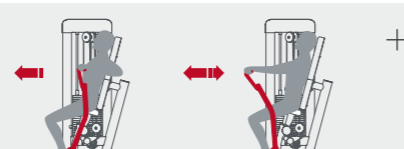


### VERTICAL CHEST PRESS CONVERGENT PLUS

UPPER BODY  
1SC034A

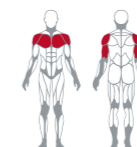


DIMENSIONS		LOAD		OPTIONAL
W	140 cm	H	160 cm	footrest with a slip-proof system
L	105 cm	Wt	220 kg	
		Std	80 kg	
		Opt	100 kg	



### INCLINED CHEST PRESS CONVERGENT

UPPER BODY  
1SC037

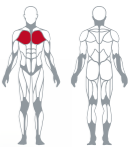


DIMENSIONS		LOAD		OPTIONAL
W	165 cm	H	175 cm	footrest with a slip-proof system
L	100 cm	Wt	190 kg	
		Std	80 kg	
		Opt	100 kg	

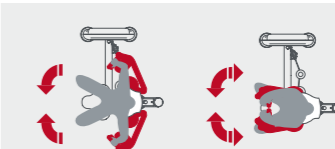


### PECTORAL MACHINE PLUS

UPPER BODY  
1SC035A



DIMENSIONS		LOAD	
W	140 cm	H	160 cm
L	125 cm	Wt	210 kg
		Std	50 kg
		Opt	80/100 kg

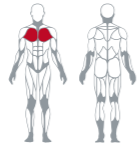




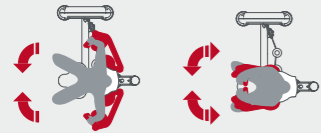


### PECTORAL MACHINE

UPPER BODY  
1SC035

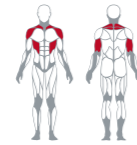


DIMENSIONS		LOAD	
W 140 cm	H 160 cm	Std 50 kg	
L 95 cm	Wt 180 kg	Opt 80/100 kg	

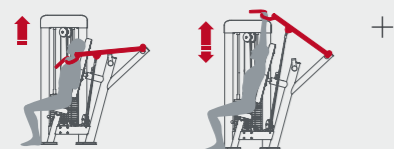


### DELTOID PRESS CONVERGENT

UPPER BODY  
1SC024

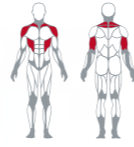


DIMENSIONS		LOAD		OPTIONAL
W 165 cm	H 160 cm	Std 80 kg		footrest with a slip-proof system
L 135 cm	Wt 190 kg	Opt 100 kg		

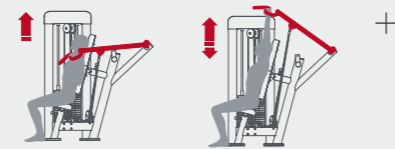


### DELTOID PRESS CONVERGENT PLUS

UPPER BODY  
1SC024A

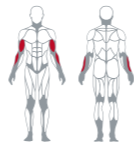


DIMENSIONS		LOAD		OPTIONAL
W 165 cm	H 160 cm	Std 80 kg		footrest with a slip-proof system
L 170 cm	Wt 215 kg	Opt 100 kg		



### CURLING MACHINE

UPPER BODY  
1SC051

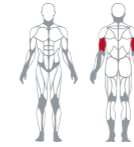


DIMENSIONS		LOAD	
W 110 cm	H 160 cm	Std 50 kg	
L 90 cm	Wt 150 kg	Opt 80 kg	

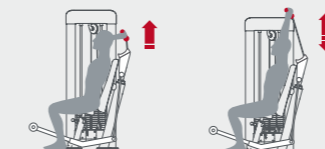


### TRICEPS MACHINE

UPPER BODY  
1SC053

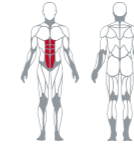


DIMENSIONS		LOAD	
W 100 cm	H 160 cm	Std 60 kg	
L 115 cm	Wt 155 kg		



### UPPER ABDOMINAL MACHINE

CORE  
1SC065

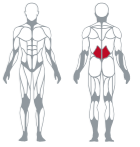


DIMENSIONS		LOAD	
W 95 cm	H 160 cm	Std 50 kg	
L 115 cm	Wt 145 kg	Opt 80 kg	



### LOWER BACK

CORE  
1SC005

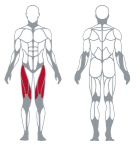


DIMENSIONS		LOAD	
W 140 cm	H 160 cm	Std 60 kg	
L 105 cm	Wt 165 kg	Opt 80 kg	



### LEG EXTENSION

LOWER BODY  
1SC081



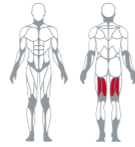
DIMENSIONS		LOAD	
W 105 cm	H 160/180 cm	Std 50 kg	
L 150 cm	Wt 155 kg	Opt 80/100 kg	






### LEG CURLING

LOWER BODY  
1SC082

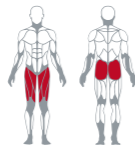


DIMENSIONS		LOAD	
W	105 cm	H	160/180 cm
L	165 cm	Wt	155 kg
		Std	50 kg
		Opt	80/100 kg




### HORIZONTAL LEG PRESS

LOWER BODY  
1SC085

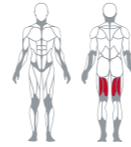


DIMENSIONS		LOAD	OPTIONAL
W	120 cm	Std	150 kg
L	200 cm	Opt	200 kg
H	205 cm		Adjustable carriage gas assisted
Wt	350 kg		



### SEATED LEG CURLING

LOWER BODY  
1SC083

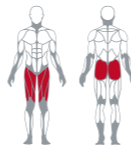


DIMENSIONS		LOAD	
W	105 cm	H	160/180 cm
L	155 cm	Wt	155 kg
		Std	50 kg
		Opt	80/100 kg



### HORIZONTAL LEG PRESS MEDICAL

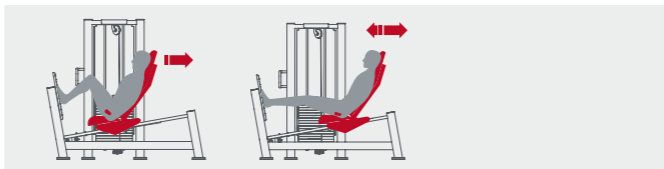
LOWER BODY  
1SC085M



- MAIN FEATURES:**
- Adjustable shoulders rest
  - Adjustable backrest inclination gas assisted in 2 positions
  - Platform with adjustable inclination
  - Range limiting system

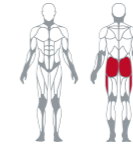


DIMENSIONS		LOAD	
W	120 cm	Std	120 kg
L	205 cm		
H	150 cm		
Wt	310 kg		

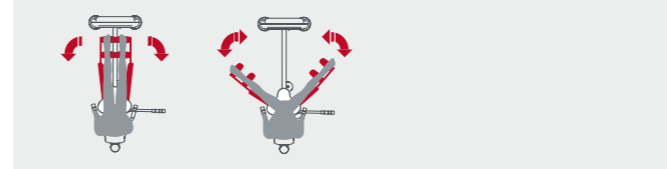


### ABDUCTOR MACHINE

LOWER BODY  
1SC086

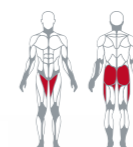


DIMENSIONS		LOAD	
W	180 cm	H	160 cm
L	165 cm	Wt	130 kg
		Std	50 kg
		Opt	80 kg

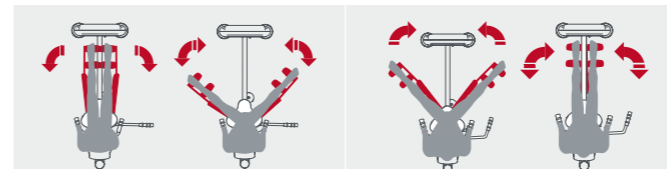


### ADDUCTOR/ABDUCTOR MACHINE

LOWER BODY  
1SC093

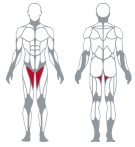


DIMENSIONS		LOAD	OPTIONAL
W	65 cm	Std	50 kg
L	170 cm	Opt	80 kg
H	160 cm		kit 2,5 kg increase
Wt	230 kg		

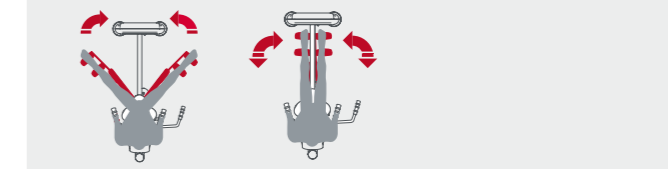


### ADDUCTOR MACHINE

LOWER BODY  
1SC087

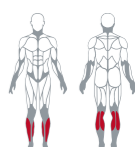


DIMENSIONS		LOAD	OPTIONAL
W	180 cm	Std	50 kg
L	165 cm	Opt	80 kg
H	160 cm		pre-load lever
Wt	130 kg		

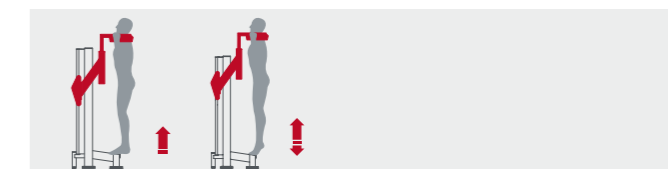


### CALF MACHINE

LOWER BODY  
1SC089



DIMENSIONS		LOAD	
W	65 cm	Std	100 kg
L	75 cm	Opt	120 kg
H	185 cm		
Wt	165 kg		

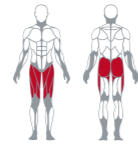




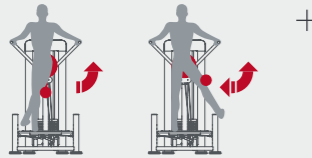


**MULTI HIP**

LOWER BODY  
1SC090

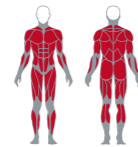


DIMENSIONS		LOAD	OPTIONAL
W 100 cm	H 160 cm	Std 50 kg	kit 2,5 kg increase
L 125 cm	Wt 140 kg	Opt 80 kg	

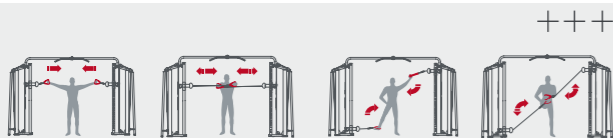


**ADJUSTABLE CABLE CROSSOVER**

MULTIFUNCTIONAL  
1SC120

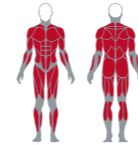


DIMENSIONS		LOAD	OPTIONAL
W 125 cm	H 240 cm	Std 50 kg	multi traction bar; various bars and handles
L 430 cm	Wt 330 kg	Opt 80 kg	

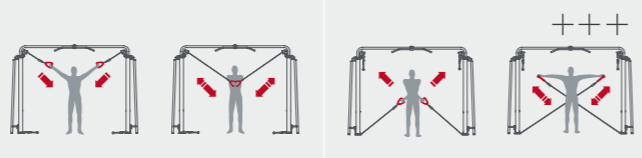


**CABLE CROSSOVER**

MULTIFUNCTIONAL  
1SC111

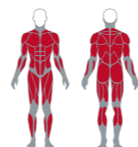


DIMENSIONS		LOAD	OPTIONAL
W 125 cm	H 235 cm	Std 50 kg	multi traction bar; various bars and handles
L 370 cm	Wt 290 kg	Opt 80 kg	

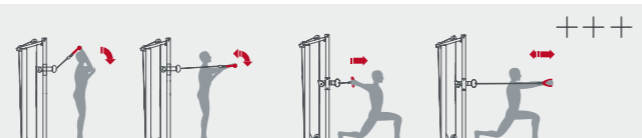


**HIGH LOW PULLEY**

MULTIFUNCTIONAL  
1SC114

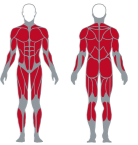


DIMENSIONS		LOAD	OPTIONAL
W 100 cm	H 225 cm	Std 50 kg	various bars and handles
L 115 cm	Wt 150 kg	Opt 80 kg	



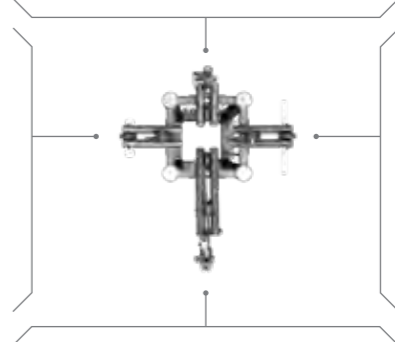
**4-STATION MULTI GYM**

MULTIFUNCTIONAL  
1SC112



- S4 | SIDE FOUR**
- ▶ CABLE STATION
  - ▶ ADJUSTABLE CABLE STATION
  - ▶ TRICEPS STATION PRESSDOWN BAR (default)
  - ▶ TRICEPS STATION STRAIGHT BAR


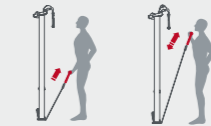
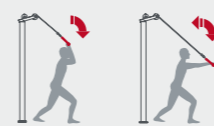
- S1 | SIDE ONE**
- ▶ CABLE STATION (default)
  - ▶ ADJUSTABLE CABLE STATION
  - ▶ TRICEPS STATION PRESSDOWN BAR
  - ▶ TRICEPS STATION STRAIGHT BAR



- S2 | SIDE TWO**
- ▶ CABLE STATION
  - ▶ ADJUSTABLE CABLE STATION
  - ▶ TRICEPS STATION PRESSDOWN BAR
  - ▶ TRICEPS STATION STRAIGHT BAR (default)

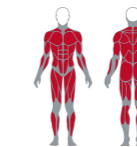
- S3 | SIDE THREE**
- ▶ CABLE STATION
  - ▶ ADJUSTABLE CABLE STATION (default)
  - ▶ TRICEPS STATION PRESSDOWN BAR
  - ▶ TRICEPS STATION STRAIGHT BAR

DIMENSIONS		LOAD	OPTIONAL
W 110 cm	H 225 cm	Std 50 kg	various bars and handles
L 140 cm	Wt 330 kg	Opt 80 kg	

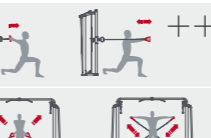
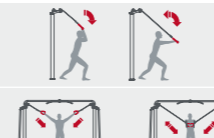


**4-STATION MULTI GYM + CABLE STATION WITH BAR**

MULTIFUNCTIONAL  
1SC112+1SC116

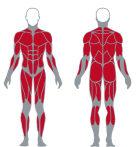


DIMENSIONS		LOAD	OPTIONAL
W 110 cm	H 235 cm	Std 50 kg	various bars and handles
L 425 cm	Wt 450 kg	Opt 80 kg	





**4-STATION MULTI GYM + ADJUSTABLE CABLE STATION WITH BAR**

MULTIFUNCTIONAL  
1SC112+1SC124



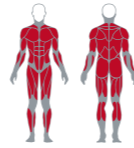
DIMENSIONS		LOAD	OPTIONAL
W 110 cm	H 240 cm	Std 50 kg	multi traction bar; various bars and handles
L 435 cm	Wt 480 kg	Opt 80 kg	





### SMITH MACHINE SELECTORIZED

MULTIFUNCTIONAL  
1SC110



**MAIN FEATURES:**

- 2 independent weight stacks;
- Height adjustable barbell | 7 positions;
- 2 security hooks adjustable in height; counterbalance system to offset the removable barbell;
- Safety: leverage system (patent pending) with hydraulic damper allowing the load to be lifted safely; simple activation with side foot pedal.



**DIMENSIONS**


W 180/200 cm H 235 cm  
L 155 cm Wt 395 kg

**LOAD**

Std 60/60 kg  
Opt 430 kg (with optional)

**OPTIONAL**

loadable barbell with discs



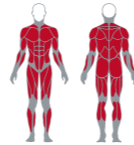
### JUNGLE MACHINE

MULTIFUNCTIONAL  
1SC115



- S4 | SIDE FOUR**
- PULLEY STATION (default)
  - CABLE STATION
  - ADJUSTABLE CABLE STATION
  - TRICEPS STATION PRESSDOWN BAR
  - TRICEPS STATION STRAIGHT BAR

- S1 | SIDE ONE**
- LAT MACHINE STATION (default)
  - CABLE STATION
  - ADJUSTABLE CABLE STATION
  - TRICEPS STATION PRESSDOWN BAR
  - TRICEPS STATION STRAIGHT BAR



- S2 | SIDE TWO**
- PULLEY STATION
  - CABLE STATION (default)
  - ADJUSTABLE CABLE STATION
  - TRICEPS STATION PRESSDOWN BAR
  - TRICEPS STATION STRAIGHT BAR

- S3 | SIDE THREE**
- LAT MACHINE STATION
  - PULLEY STATION (only if not present on sides S2 and/or S3)
  - CABLE STATION
  - ADJUSTABLE CABLE STATION
  - TRICEPS STATION PRESSDOWN BAR (default)
  - TRICEPS STATION STRAIGHT BAR

**DIMENSIONS**

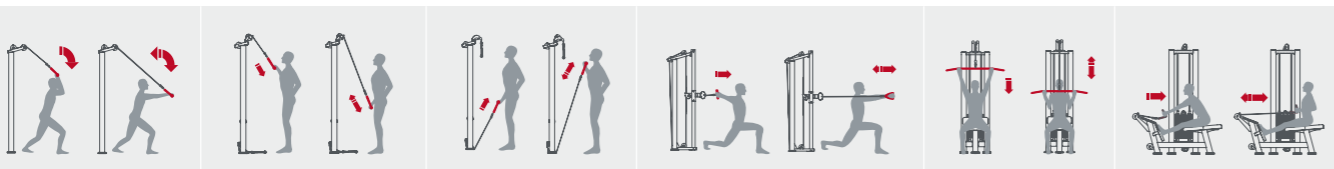
W 160 cm H 230 cm  
L 185 cm Wt 345 kg

**LOAD**

Std 50/80 kg  
Opt 80/100 kg

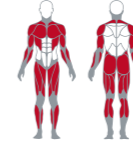
**OPTIONAL**

various bars and handles



### SMITH MACHINE LINEAR BEARINGS

MULTIFUNCTIONAL  
1SC113A



**DIMENSIONS**

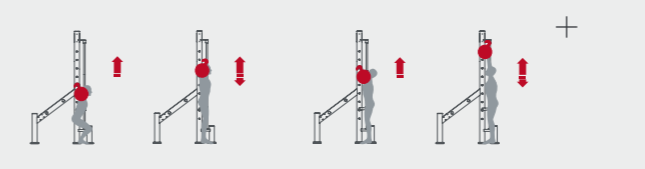
W 200 cm H 225 cm  
L 125 cm Wt 135 kg

**LOAD**

Max 310 kg

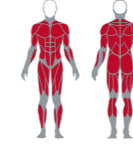
**OPTIONAL**

1SC201 fully adjustable bench



### JUNGLE MACHINE + ADJUSTABLE CABLE STATION WITH BAR

MULTIFUNCTIONAL  
1SC115+1SC124



**DIMENSIONS**

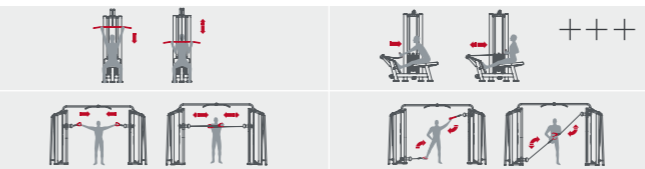
W 185 cm H 240 cm  
L 455 cm Wt 540 kg

**LOAD**

Std 50/80 kg  
Opt 80/100 kg

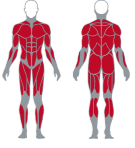
**OPTIONAL**

multi traction bar; various bars and handles



### JUNGLE MACHINE + CABLE STATION WITH BAR

MULTIFUNCTIONAL  
1SC115+1SC116



**DIMENSIONS**

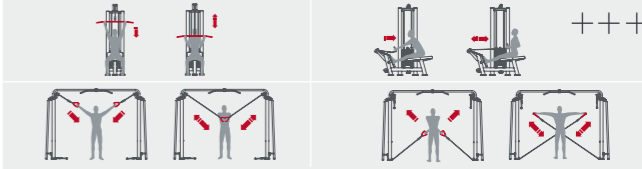
W 185 cm H 235 cm  
L 510 cm Wt 520 kg

**LOAD**

Std 50/80 kg  
Opt 80/100 kg

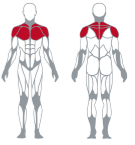
**OPTIONAL**

multi traction bar; various bars and handles



### PECK BACK

UPPER BODY  
1SC117



**DIMENSIONS**

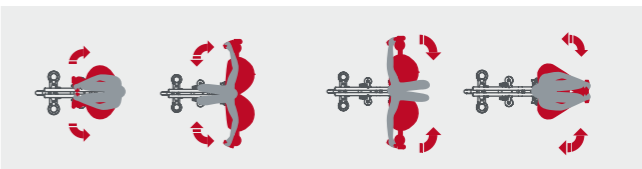
W 140 cm H 190 cm  
L 135 cm Wt 160 kg

**LOAD**

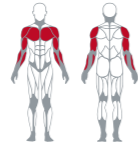
Std 50 kg  
Opt 80 kg

**OPTIONAL**

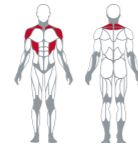
kit 2,5 kg increase



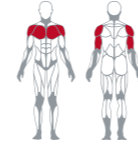


**OLYMPIC FLAT BENCH**BENCHES  
1SC203

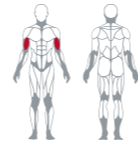
DIMENSIONS		LOAD	OPTIONAL
W	130 cm	Max 310 kg	barbells
L	125 cm		
H	130 cm		
Wt	80 kg		

**OLYMPIC SHOULDER BENCH**BENCHES  
1SC207

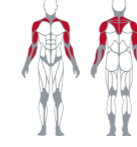
DIMENSIONS		LOAD	OPTIONAL
W	130 cm	Max 310 kg	barbells
L	105 cm		
H	180 cm		
Wt	100 kg		

**OLYMPIC INCLINED BENCH**BENCHES  
1SC205

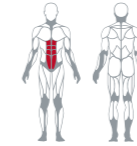
DIMENSIONS		LOAD	OPTIONAL
W	130 cm	Max 310 kg	barbells
L	140 cm		
H	160 cm		
Wt	120 kg		

**SEATED CURL BENCH**BENCHES  
1SC208

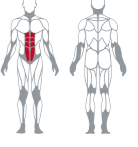
DIMENSIONS		OPTIONAL
W	75 cm	barbells
L	90 cm	
H	95 cm	
Wt	45 kg	

**CURL RACK**BENCHES  
1SC209

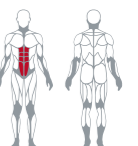
DIMENSIONS		OPTIONAL
W	75 cm	barbells
L	55 cm	
H	105 cm	
Wt	40 kg	

**AB CRUNCH BENCH**BENCHES  
1SC218

DIMENSIONS		
W	110 cm	H 105 cm
L	145 cm	Wt 115 kg

**ADJUSTABLE CRUNCH BOARD**BENCHES  
1SC210

DIMENSIONS		
W	60 cm	H 100 cm
L	130 cm	Wt 45 kg

**HYPEREXTENSION 45° BENCH**BENCHES  
1SC221

DIMENSIONS		
W	75 cm	H 110 cm
L	150 cm	Wt 45 kg



## FULLY ADJUSTABLE BENCH

BENCHES  
1SC201

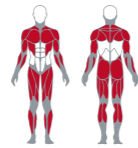


### DIMENSIONS

W 70 cm H 50 cm  
L 145 cm Wt 40 kg

## SQUAT RACK

BENCHES  
1SC230



### DIMENSIONS

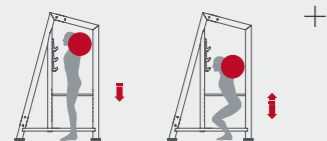
W 150 cm H 230 cm  
L 145 cm Wt 150 kg

### LOAD

Max 400 kg

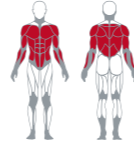
### OPTIONAL

barbells;  
traction bars.



## CHIN AND DIP (CHIN OPTIONAL)

BENCHES  
1SC211



### DIMENSIONS

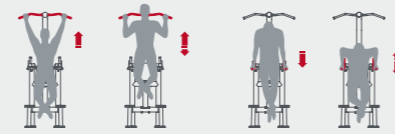
W 85 cm H 110 cm  
L 115 cm Wt 105 kg

### DIMENSIONS WITH CHIN

W 160 cm H 245 cm  
L 115 cm Wt 135 kg

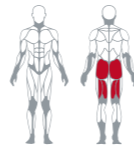
### OPTIONAL

chin



## HIP THRUST BENCH

BENCHES  
1SC297



### DIMENSIONS

W 86 cm H 52 cm  
L 147 cm Wt 60 kg

70 kg (with optional)

### OPTIONAL

barbell supports



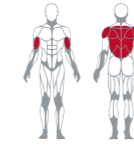


# SEC DUAL FUNCTION




## DUAL LAT MACHINE PULLEY ROW

UPPER BODY  
1SCD010

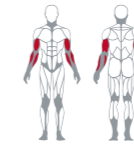


DIMENSIONS		LOAD		OPTIONAL
W	130 cm	H	230 cm	Std 80 kg
L	180 cm	Wt	245 kg	Opt 100 kg
				various bars and handles




## DUAL CURLING TRICEPS MACHINE

UPPER BODY  
1SCD050

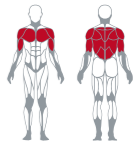


DIMENSIONS		LOAD		OPTIONAL
W	105 cm	H	160 cm	Std 80 kg
L	95 cm	Wt	180 kg	Opt 100 kg
				kit 2,5 kg increase (with opt load)




## DUAL CHEST PRESS ROWING MACHINE CONVERGENT

UPPER BODY  
1SCD020



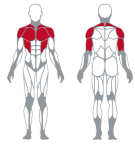
**THE FIRST AND THE ORIGINAL**  
ON THE WORLDWIDE FITNESS MARKET

DIMENSIONS		LOAD		OPTIONAL
W	145 cm	H	160 cm	Std 80 kg
L	150 cm	Wt	265 kg	Opt 100 kg
				kit 2,5 kg increase (with opt load)




## MULTI PRESS

UPPER BODY  
1SCD030



DIMENSIONS		LOAD		OPTIONAL
W	145 cm	H	160 cm	Std 80 kg
L	200 cm	Wt	255 kg	Opt 100 kg
				kit 2,5 kg increase (with opt load)

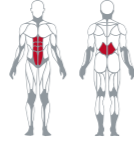







### DUAL ABDOMINAL LOWER BACK

UPPER BODY  
1SCD060

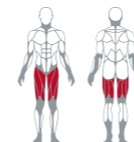


DIMENSIONS		LOAD		OPTIONAL
W	115 cm	H	160 cm	kit 2,5 kg increase (with opt load)
L	120 cm	Wt	185 kg	




### DUAL LEG EXTENSION SEATED LEG CURLING

UPPER BODY  
1SCD080



DIMENSIONS		LOAD		OPTIONAL
W	110 cm	H	160/180 cm	kit 2,5 kg increase (with opt load)
L	170 cm	Wt	205 kg	







N° MACHINES: 59  
N° BENCHES: 4

FREEWEIGHT  
SPECIAL

PANATTA  
Worldwide Fitness Company

# FREEWEIGHT SPECIAL

FreeWeight Special è l'evoluzione dell'eccellenza biomeccanica e del design. Una linea di macchinari a pesi liberi full optional, dotata di sistemi che ne caratterizzano l'estrema funzionalità e precisione. FreeWeight Special non ha eguali sul mercato e rappresenta la migliore biomeccanica articolare per allenarsi ai massimi livelli in sicurezza e comfort.

FreeWeight Special is the natural evolution of biomechanics excellence and design. A full optional free weights machines line that has been equipped with such systems featuring functionality and precision. FreeWeight Special has no equal in the market and represents the best joint biomechanics to apply to high intensity training in total safety and comfort.

FR. FreeWeight Special représente l'évolution de l'excellence biomécanique et du design. Une gamme de machines à poids libres full optional, caractérisées par une grande fonctionnalité et fiabilité. FreeWeight Special n'a pas d'égal sur le marché, en offrant la meilleure biomécanique articulaire pour s'entraîner à haute intensité, en toute sécurité et confort.

ES. FreeWeight Special es la evolución de la excelencia biomecánica y del diseño. Una línea de máquinas con pesos libres full optional, dotadas de sistemas que caracterizan su extrema funcionalidad y precisión. FreeWeight Special no tiene igual en el mercado y representa la mejor biomecánica articular para entrenar a los más altos niveles en seguridad y confort.

DE. Die Free Weight-Special Line ist eine Weiterentwicklung im Bereich der Biomechanik und modernem Design. Eine komplette Linie von Free Weight Geräten, ausgestattet mit neuen Varianten, die sich durch Funktionalität und Präzision auszeichnen. Die Free Weight-Special Line sucht seines Gleichen auf dem Markt und überzeugt durch eine hervorragende Biomechanik, um ein hochintensives Training in absoluter Sicherheit und Komfort durchzuführen.

RU. FreeWeight Special - это эволюция биомеханического совершенства и дизайна. Полнокомплектная линейка тренажеров со свободными весами, оснащенная системами, которые подчеркивают ее исключительную функциональность и точность. FreeWeight Special не имеет аналогов на рынке и обеспечивает наилучшую биомеханику суставов, что дает возможность комфортно и безопасно тренироваться с максимальным эффектом.

AR. FreeWeight Special هو تطور التميز في الميكانيكا الحيوية والتصميم. بأنظمة تميز وظائفها ودقتها القصوى FreeWeight Special ليس له مثيل وهو خط من الأجهزة للوزن الحر كاملة الخيارات، والمجهزة في السوق ويمثل أفضل ميكانيكا حيوية مفصلة للتدريب على أعلى المستويات في السلامة والراحة.



Find more

BIG RAMY  
2X MR OLYMPIA



**FREWEIGHT®**  
SPECIAL

# CHAMPIONS TRAIN WITH PANATTA



WILLIAM BONAC  
OLYMPIAN, 2X ARNOLD CLASSIC,  
1X ARNOLD CLASSIC AUSTRALIA

**FREWEIGHT®**  
SPECIAL

**CHAMPIONS  
TRAIN WITH  
PANATTA**



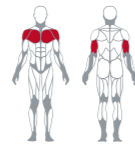
BIG RAMY  
2X MR OLYMPIA





**SPECIAL**  
**SUPER VERTICAL CHEST PRESS**

UPPER BODY  
1FW036

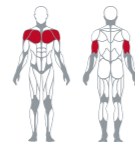


DIMENSIONS		LOAD	OPTIONAL
W 150 cm	H 165 cm	Max 270 kg	additional weight holders footrest with a slip-proof system
L 200 cm	Wt 265 kg		



**SPECIAL**  
**SUPER DECLINED CHEST PRESS**

UPPER BODY  
1FW041

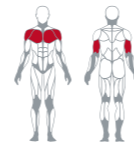


DIMENSIONS		LOAD	OPTIONAL
W 150 cm	H 165 cm	Max 270 kg	additional weight holders footrest with a slip-proof system
L 200 cm	Wt 270 kg		



**SPECIAL**  
**SUPER INCLINED CHEST PRESS**

UPPER BODY  
1FW035



DIMENSIONS		LOAD	OPTIONAL
W 150 cm	H 190 cm	Max 270 kg	additional weight holders footrest with a slip-proof system
L 185 cm	Wt 275 kg		




**SPECIAL**  
**SUPER HORIZONTAL BENCH PRESS**

UPPER BODY  
1FW037

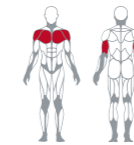


DIMENSIONS		LOAD	OPTIONAL
W 150 cm	H 165 cm	Max 270 kg	additional weight holders
L 225 cm	Wt 230 kg		




**SPECIAL**  
**SUPER INCLINED BENCH PRESS**

UPPER BODY  
1FW033

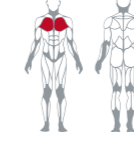


DIMENSIONS		LOAD	OPTIONAL
W 150 cm	H 165 cm	Max 270 kg	additional weight holders footrest with a slip-proof system
L 235 cm	Wt 230 kg	Start 20 kg	



**SPECIAL**  
**SUPER UPPER CHEST FLIGHT MACHINE**

UPPER BODY  
1FW038



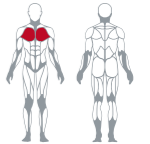
- MAIN FEATURES**
- Fixed lateral handgrips for body stabilization in monolateral performing;
  - Jointed handles;
  - Spring-loaded counterweight to reset the empty weight of exercise levers

DIMENSIONS		LOAD	OPTIONAL
W 135 cm	H 165 cm	Max 220 kg	additional weight holders
L 205 cm	Wt 265 kg		



**SPECIAL**  
**SUPER MIDDLE CHEST FLIGHT MACHINE**

UPPER BODY  
1FW043



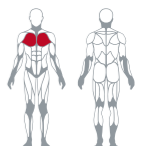
- MAIN FEATURES**
- Fixed lateral handgrips for body stabilization when performing monolateral exercise;
  - Jointed handles;
  - Spring-loaded counterweight to reset the empty weight of exercise levers

DIMENSIONS		LOAD	OPTIONAL
W 155 cm	H 165 cm	Max 220 kg	additional weight holders
L 215 cm	Wt 230 kg		



**SPECIAL**  
**SUPER LOWER CHEST FLIGHT MACHINE**


UPPER BODY  
1FW044



- MAIN FEATURES**
- Fixed lateral handgrips for body stabilization in monolateral performing;
  - Jointed handles;
  - Spring-loaded counterweight to reset the empty weight of exercise levers

**THE FIRST AND THE ORIGINAL ON THE WORLDWIDE FITNESS MARKET**

DIMENSIONS		LOAD	OPTIONAL
W 150 cm	H 165 cm	Max 220 kg	additional weight holders
L 240 cm	Wt 260 kg	Start 5+5 kg	



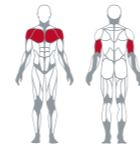




**SPECIAL**

**SUPER HORIZONTAL MULTI PRESS**

UPPER BODY  
1FW042




THE FIRST AND THE ORIGINAL ON THE WORLDWIDE FITNESS MARKET

**MAIN FEATURES**

- 2 multi-press bars specifically for training triceps and pectorals;
- Semi-circular movement with physiological load curve with lever system;
- Adjustable rom. the multi-press bars can be positioned at different gas-assisted heights;
- Smart switch: easy rotating system for quick selection of the bar type;
- Lever for physiological start of movement with shoulder rests.



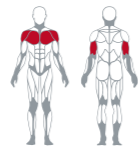
DIMENSIONS		LOAD		OPTIONAL
W	150 cm	H	165 cm	Max 270 kg
L	230 cm	Wt	300 kg	Start 25 kg additional weight holders




**SPECIAL**

**DIPS PRESS DUAL SYSTEM**

UPPER BODY  
1FW040



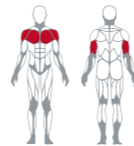
DIMENSIONS		LOAD		OPTIONAL
W	145 cm	H	100 cm	Max 310 kg
L	165 cm	Wt	185 kg	Start / additional weight holders



**SPECIAL**

**DIPS PRESS**

UPPER BODY  
1FW140



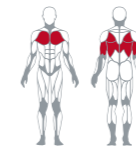
DIMENSIONS		LOAD		OPTIONAL
W	135 cm	H	165 cm	Max 220 kg
L	205 cm	Wt	265 kg	Start / additional weight holders



**SPECIAL**

**SUPER PULLOVER MACHINE**

UPPER BODY  
1FW039



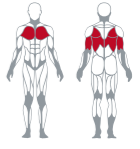
DIMENSIONS		LOAD		OPTIONAL
W	150 cm	H	165 cm	Max 270 kg
L	220 cm	Wt	285 kg	additional weight holders




**SPECIAL**

**PULLOVER MACHINE**

UPPER BODY  
1FW139



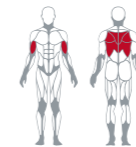
DIMENSIONS		LOAD		OPTIONAL
W	150 cm	H	165 cm	Max 135 kg
L	180 cm	Wt	230 kg	additional weight holders



**SPECIAL**

**SUPER LAT PULLDOWN CONVERGENT**


UPPER BODY  
1FW001



**MAIN FEATURES**

- Multiple handgrips for a prone, semi prone or semisupine grip
- Fixed central handgrip for body stabilization in monolateral exercise

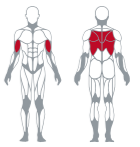
DIMENSIONS		LOAD		OPTIONAL
W	150 cm	H	190 cm	Max 270 kg
L	210 cm	Wt	300 kg	additional weight holders footrest with a slip-proof system



**SPECIAL**

**SUPER LAT PULLDOWN CIRCULAR**

UPPER BODY  
1FW101



DIMENSIONS		LOAD		OPTIONAL
W	170 cm	H	220 cm	Max 270 kg
L	160 cm	Wt	240 kg	additional weight holders

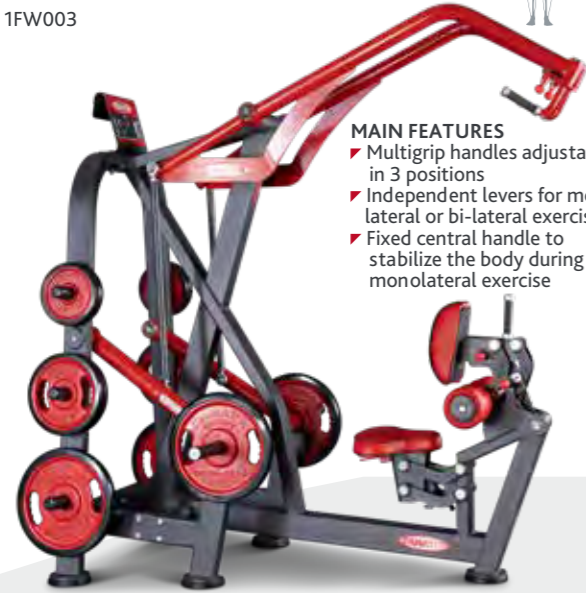
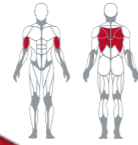






**SPECIAL**  
**SUPER HIGH ROW**

UPPER BODY  
1FW003



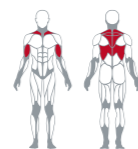
- MAIN FEATURES**
- ▶ Multigrip handles adjustable in 3 positions
  - ▶ Independent levers for mono-lateral or bi-lateral exercise
  - ▶ Fixed central handle to stabilize the body during the monolateral exercise

DIMENSIONS		LOAD	OPTIONAL
W 150 cm	H 215 cm	Max 270 kg	additional weight holders footrest with a slip-proof
L 200 cm	Wt 315 kg		



**SPECIAL**  
**SUPER LOW ROW**

UPPER BODY  
1FW002

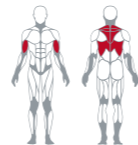


DIMENSIONS		LOAD	OPTIONAL
W 150 cm	H 190 cm	Max 270 kg	additional weight holders
L 155 cm	Wt 210 kg		



**SPECIAL**  
**SUPER POWER ROW**

UPPER BODY  
1FW102

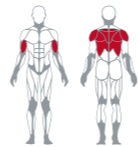


DIMENSIONS		LOAD	OPTIONAL
W 150 cm	H 190 cm	Max 270 kg	additional weight holders
L 155 cm	Wt 220 kg		




**SPECIAL**  
**SUPER ROWING MACHINE**

UPPER BODY  
1FW104

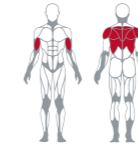


DIMENSIONS		LOAD	OPTIONAL
W 150 cm	H 165 cm	Max 270 kg	additional weight holders
L 180 cm	Wt 240 kg		



**SPECIAL**  
**SUPER ROWING MACHINE CIRCULAR**

UPPER BODY  
1FW204



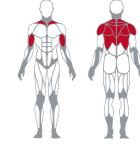
**THE FIRST AND THE ORIGINAL**  
ON THE WORLDWIDE FITNESS MARKET

DIMENSIONS		LOAD	OPTIONAL
W 150 cm	H 165 cm	Max 270 kg	additional weight holders
L 215 cm	Wt 240 kg		



**SPECIAL**  
**T-BAR ROW**

UPPER BODY  
1FW007



- MAIN FEATURES**
- ▶ Independent levers with blocking system: unilateral or bilateral exercise

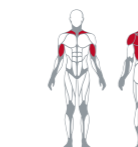
**THE FIRST AND THE ORIGINAL**  
ON THE WORLDWIDE FITNESS MARKET

DIMENSIONS		LOAD	OPTIONAL
W 115 cm	H 140 cm	Max 270 kg	additional weight holders; rotating handrips
L 155 cm	Wt 170 kg		



**SPECIAL**  
**SUPER DORSY BAR**

UPPER BODY  
1FW005

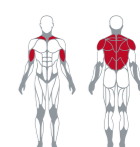


DIMENSIONS		LOAD	OPTIONAL
W 125 cm	H 140 cm	Max 155 kg	additional weight holders
L 185 cm	Wt 150 kg		



**SPECIAL**  
**FRONT DORSY BAR**

UPPER BODY  
1FW105



- MAIN FEATURES**
- ▶ Multiple handgrips for a prone, semi prone and neutral grip

**THE FIRST AND THE ORIGINAL**  
ON THE WORLDWIDE FITNESS MARKET

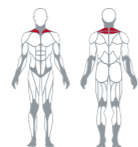
DIMENSIONS		LOAD	OPTIONAL
W 150 cm	H 165 cm	Max 270 kg	additional weight holders supergrip platform
L 150 cm	Wt 175 kg		





**SPECIAL**  
**SUPER SHRUG MACHINE**

UPPER BODY  
1FW010



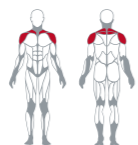
- MAIN FEATURES**
- 5-position handle starting height adjustment
  - Independent levers for bilateral or mono-lateral exercise
  - Physiological load curve with levers system
  - Standard rotating handgrips for a more natural grip
  - Spring counterbalance to reduce the empty weight of the exercise levers

DIMENSIONS		LOAD	OPTIONAL
W	150 cm	Max 310 kg	additional weight holders footrest with a slip-proof system
H	165 cm		
L	180 cm		
	Wt	- kg	



**SPECIAL**  
**LATERAL DELTOIDS**

UPPER BODY  
1FW027

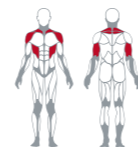


DIMENSIONS		LOAD	OPTIONAL
W	125 cm	Max 220 kg	additional weight holders
H	165 cm	Start 5+5 kg	
L	130 cm		
	Wt	235 kg	



**SPECIAL**  
**SUPER DELTOID PRESS**

UPPER BODY  
1FW025



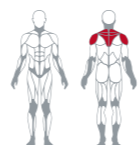
- MAIN FEATURES**
- Seat with gas assisted height adjustment
  - Backrest with gas-assisted horizontal adjustment
  - Independent levers for mono lateral or bilateral exercise
  - Physiological load curve with levers system
  - Multiple handgrips for neutral or prone grip
  - Lever for a physiological starting movement.

DIMENSIONS		LOAD	OPTIONAL
W	150 cm	Max 270 kg	additional weight holders footrest with a slip-proof system
H	165 cm		
L	205 cm		
	Wt	225 kg	



**SPECIAL**  
**BACK DELTOIDS**

UPPER BODY  
1FW026

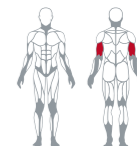


DIMENSIONS		LOAD	OPTIONAL
W	125 cm	Max 220 kg	additional weight holders
H	165 cm		
L	155 cm		
	Wt	205 kg	



**SPECIAL**  
**SUPER FRENCH PRESS MACHINE**

UPPER BODY  
1FW053



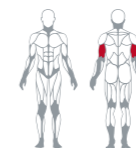
- MAIN FEATURES**
- Seat with gas-assisted height adjustment
  - Physiological load curve with levers system
  - Rotating handle with multiple handgrips for tight or wide grip
  - Spring counterbalance to reset the empty weight of the exercise lever
  - Lever for physiological starting system

DIMENSIONS		LOAD	OPTIONAL
W	135 cm	Max 220 kg	additional weight holders; footrest with a slip-proof system
H	165 cm		
L	195 cm		
	Wt	200 kg	



**SPECIAL**  
**ALTERNATE TRICEPS MACHINE**

UPPER BODY  
1FW252



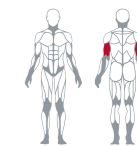
- MAIN FEATURES**
- Gas assisted adjustable rear support for the back

DIMENSIONS		LOAD	OPTIONAL
W	165 cm	Max 220 kg	additional weight holders
H	145 cm		
L	165 cm		
	Wt	220 kg	



**SPECIAL**  
**TRICEPS MACHINE**

UPPER BODY  
1FW352



- MAIN FEATURES**
- Gas assisted adjustable rear support for the back.

DIMENSIONS		LOAD	OPTIONAL
W	135 cm	Max 110 kg	additional weight holders
H	145 cm		
L	165 cm		
	Wt	175 kg	



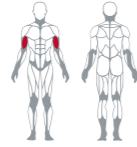




**SPECIAL**

**ALTERNATE CURLING MACHINE**

UPPER BODY  
1FW251



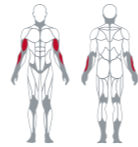
DIMENSIONS		LOAD		OPTIONAL
W	170 cm	H	105 cm	additional weight holders
L	120 cm	Wt	200 kg	



**SPECIAL**

**CURLING MACHINE**

UPPER BODY  
1FW351



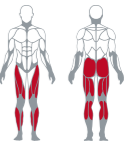
DIMENSIONS		LOAD		OPTIONAL
W	135 cm	H	105 cm	additional weight holders
L	120 cm	Wt	165 kg	



**SPECIAL**

**SUPER LEG PRESS 45°**

LOWER BODY  
1FW086



- MAIN FEATURES**
- Adjustable run limit
  - Linear sliding system with constant load
  - Adjustable backrest
  - Wide pushing platform
  - Easy starting system with safety lever



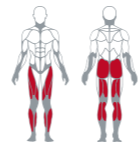
DIMENSIONS		LOAD		OPTIONAL
W	185 cm	H	165 cm	additional weight holders; supergrip platform
L	255 cm	Wt	410 kg	



**SPECIAL**

**SUPER LEG PRESS BRIDGE**

LOWER BODY  
1FW085



- MAIN FEATURES**
- Spring counterbalance
  - Physiological load curve with lever system
  - Adjustable backrest
  - Wide pushing platform
  - Easy starting system with safety lever



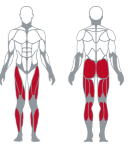
DIMENSIONS		LOAD		OPTIONAL
W	165 cm	H	165 cm	additional weight holders; supergrip platform
L	260 cm	Wt	310 kg	



**SPECIAL**

**SUPER LEG PRESS 45° DUAL SYSTEM**



LOWER BODY  
1FW090



- MAIN FEATURES**
- Backrest adjustable on 3 angles; variable density backrest padding with progressive adjustment;
  - Linear sliding system with constant load on low-friction wheels;
  - Large, independent 40x60cm thrust platforms, each for single or double-sided execution;
  - Device for reciprocal locking of the two footboards;
  - Push platforms with non-slip treatment; physiological movement start system with independent safety levers on both sides;
  - Safety limit switches adjustable in 3 different positions independently on both sides;



DIMENSIONS		LOAD		OPTIONAL
W	185 cm	H	165 cm	additional weight holder
L	255 cm	Wt	485 kg	



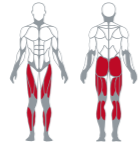




**SPECIAL**

**SUPER VERTICAL LEG PRESS**

LOWER BODY  
1FW093



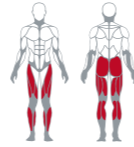
DIMENSIONS		LOAD	OPTIONAL
W 205 cm	H 205 cm	Max 800 kg	additional weight holders; balancing kit
L 205 cm	Wt 350 kg	Start 90 kg	



**SPECIAL**

**VERTICAL LEG PRESS**

LOWER BODY  
1FW193



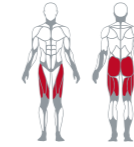
DIMENSIONS		LOAD	OPTIONAL
W 205 cm	H 205 cm	Max 400 kg	carriage with 4 plate loaders; additional weight holder; balancing kit
L 205 cm	Wt 310 kg	Start 65kg	
		80kg (with optional)	
		Max 800kg (with optional)	



**SPECIAL**

**SUPER PENDULUM SQUAT**

LOWER BODY  
1FW080



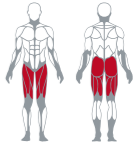
DIMENSIONS		LOAD	OPTIONAL
W 150 cm	H 190 cm	Max 450 kg	super grip platform; additional weight holders
L 200 cm	Wt 300 kg	Start 30 kg	



**SPECIAL**

**BELT SQUAT**

LOWER BODY  
1FW095



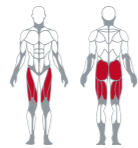
DIMENSIONS		LOAD	OPTIONAL
W 150 cm	H 165 cm	Max 270 kg	additional weight holders
L 165 cm	Wt 200 kg	Start 20 kg	



**SPECIAL**

**SUPER SQUAT MACHINE**

LOWER BODY  
1FW091



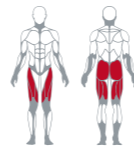
DIMENSIONS		LOAD	OPTIONAL
W 150 cm	H 165 cm	Max 310 kg	additional weight holder
L 185 cm	Wt 220 kg	Start 15 kg	



**SPECIAL**

**SUPER POWER SQUAT**

LOWER BODY  
1FW084



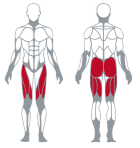
DIMENSIONS		LOAD	OPTIONAL
W 150 cm	H 165 cm	Max 310 kg	additional weight holders
L 200 cm	Wt 270 kg	Start 45 kg	



**SPECIAL**

**SUPER HACK SQUAT**


LOWER BODY  
1FW087



- MAIN FEATURES**
- Linear sliding system with constant load on low-friction wheels;
  - Large 80x60 cm thrust platform in non-slip material with adjustable inclination in 3 positions;
  - Backrest and headrest with adjustable inclination in 4 positions each (patent pending);
  - Physiological movement start system with safety lever;
  - Safety limit switch adjustable to 6 different positions.



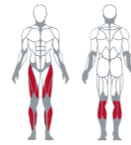
DIMENSIONS		LOAD	OPTIONAL
W 130 cm	H 165 cm	Max 310 kg	super grip platform; additional weight holders; balancing kit
L 225 cm	Wt 290 kg	Start 60 kg	





**SPECIAL****SUPER CALF HACK**LOWER BODY  
1FW092**MAIN FEATURES**

- Double workstation to work the calf or thigh muscles;
- Linear sliding system with constant load on low-friction wheels;
- Large 80x60 cm thrust platform in non-slip material with adjustable inclination in 3 positions;
- Physiological movement start system with safety lever;
- Safety limit switch adjustable to 6 different positions.

**DIMENSIONS**

W	130 cm	H	165 cm
L	215 cm	Wt	270 kg

**LOAD**

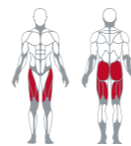
Max	220 kg
Start	40 kg

**OPTIONAL**

super grip platform;  
additional weight holders

**SPECIAL****POWER RUNNER**LOWER BODY  
1FW098**MAIN FEATURES**

- Ideal workout for power, athletic performance and body building
- Gas assisted setup of the starting position

**DIMENSIONS**

W	150 cm	H	170 cm
L	235 cm	Wt	260 kg

**LOAD**

Max	310 kg
-----	--------

**OPTIONAL**

additional weight holders

**SPECIAL****HIP THRUST**LOWER BODY  
1FW097

Adjustable platform

**DIMENSIONS**

W	150 cm	H	140 cm
L	200 cm	Wt	180 kg

**LOAD**

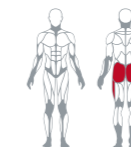
Max	270 kg
-----	--------

**OPTIONAL**

adjustable platform  
additional weight holders

**SPECIAL****STANDING ABDUCTOR**LOWER BODY  
1FW099**MAIN FEATURES**

- Physiological load curve with cam connected to the levers;
- Possibility of mono-articular (hip abduction only) or multi-articular (hip abduction and pelvic extension) exercise;
- Frontal support handles.

**DIMENSIONS**

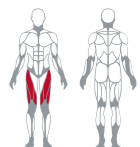
W	150 cm	H	165 cm
L	190 cm	Wt	225 kg

**LOAD**

Max	220 kg
Start	5 kg

**OPTIONAL**

additional weight holders

**SPECIAL****ALTERNATE LEG EXTENSION**LOWER BODY  
1FW081**DIMENSIONS**

W	165 cm	H	145 cm
L	145 cm	Wt	220 kg

**LOAD**

Max	220 kg
-----	--------

**OPTIONAL**

additional weight holders

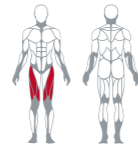






**SPECIAL**  
**LEG EXTENSION**

LOWER BODY  
1FW181

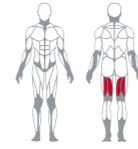


DIMENSIONS		LOAD		OPTIONAL
W	150 cm	H	150 cm	Max 110 kg
L	135 cm	Wt	165 kg	additional weight holders



**SPECIAL**  
**LEG CURLING**

LOWER BODY  
1FW182

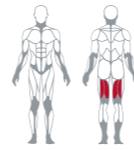


DIMENSIONS		LOAD		OPTIONAL
W	150 cm	H	90 cm	Max 110 kg
L	160 cm	Wt	160 kg	additional weight holders



**SPECIAL**  
**ALTERNATE LEG CURLING**

LOWER BODY  
1FW082

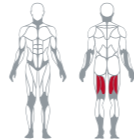


DIMENSIONS		LOAD		OPTIONAL
W	165 cm	H	90 cm	Max 220 kg
L	160 cm	Wt	220 kg	additional weight holders



**SPECIAL**  
**SEATED LEG CURLING**

LOWER BODY  
1FW183

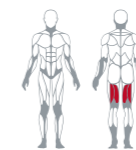


DIMENSIONS		LOAD		OPTIONAL
W	150 cm	H	150 cm	Max 110 kg
L	135 cm	Wt	180 kg	additional weight holders



**SPECIAL**  
**KNEELING LEG CURLING**

LOWER BODY  
1FW094

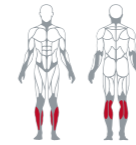


DIMENSIONS		LOAD		OPTIONAL
W	170 cm	H	140 cm	Max 220 kg
L	120 cm	Wt	235 kg	additional weight holders



**SPECIAL**  
**SUPER SEATED CALF**

LOWER BODY  
1FW088

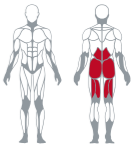


DIMENSIONS		LOAD		OPTIONAL
W	160 cm	H	120 cm	Max 270 kg
L	130 cm	Wt	130 kg	additional weight holders tibial kit



**SPECIAL**  
**REVERSE HYPEREXTENSION**

LOWER BODY  
1FW096

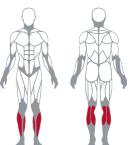


DIMENSIONS		LOAD		OPTIONAL
W	130 cm	H	160 cm	Max 110 kg
L	125 cm	Wt	175 kg	Start 5 kg additional weight holders



**SPECIAL**  
**DONKEY CALF**

LOWER BODY  
1FW089



DIMENSIONS		LOAD		OPTIONAL
W	110 cm	H	160 cm	Max 310 kg
L	190 cm	Wt	200 kg	additional weight holders



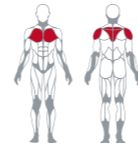




**SPECIAL**

**SUPER PECK BACK**

MULTIFUNCTIONAL  
1FW117



**THE FIRST AND THE ORIGINAL**  
ON THE WORLDWIDE FITNESS MARKET

**MAIN FEATURES**

- Rotating system of the seat for the exercise selection
- Chestrest with horizontal adjustment
- Thrust rollers with inclination adjustment in 2 positions
- Grips with gas assisted retractable system
- Independent levers for bilateral or mono-lateral exercise
- Physiological load curve with levers system



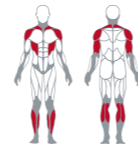
DIMENSIONS		LOAD	OPTIONAL
W	150 cm	Max 310 kg	additional weight holders
H	200 cm		
L	170 cm		
	Wt	320 kg	



**SPECIAL**

**VIKING PRESS AND CALF**

MULTIFUNCTIONAL  
1FW029



**THE FIRST AND THE ORIGINAL**  
ON THE WORLDWIDE FITNESS MARKET

**MAIN FEATURES**

- Physiological load curve with progressive lever system;
- Independent levers for single or bilateral execution;
- Device for mutual locking of the two levers;
- Spring counterbalance to reduce the unloaded weight of the levers;
- Multiple handles for a prone, semi-prone and neutral grip;
- Central handle with lengthwise adjustment to stabilise the body during the unilateral shoulder press exercise;
- Supports for calf training;
- Large 80x60 cm stabilisation platform made of non-slip material;
- Anti-slip platform for calf execution.



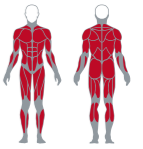
DIMENSIONS		LOAD	OPTIONAL
W	150 cm	Max 220 kg	additional weight holders
H	190 cm	Start 5+5 kg	super grip platform
L	190 cm		
	Wt	250 kg	



**SPECIAL**

**OLYMPIC SMITH MACHINE COUNTERBALANCED**

MULTIFUNCTIONAL  
1FW520



**MAIN FEATURES**

- Fully Adjustable Special Kit (optional)
- Counterbalanced
- One Barbell included
- Height adjustable safety holders
- Six docks for elastics



OPTIONAL  
1HP201A  
FULLY ADJ  
SPECIAL KIT



OPTIONAL  
1BC100  
POWER JOINT



OPTIONAL  
1BC101  
T-BAR ROW  
HANDLE

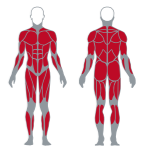


DIMENSIONS		LOAD	OPTIONAL
W	145 cm	Max 310 kg	additional weight holders
H	250 cm		barbells
L	155 cm		
	Wt	200 kg	

**SPECIAL**

**OLYMPIC HALF RACK**

MULTIFUNCTIONAL  
1FW534



**MAIN FEATURES**

- Fully Adjustable Special Kit (optional)
- Multichinning bars
- Height adjustable safety holders
- Dips bars (optional)
- Eight docks for elastic



OPTIONAL  
1HP201A  
FULLY ADJ  
SPECIAL KIT



OPTIONAL  
1BC99  
DIPS BARS



OPTIONAL  
1BC100  
POWER JOINT



OPTIONAL  
1BC101  
T-BAR ROW  
HANDLE



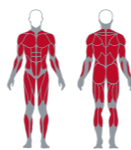
DIMENSIONS		LOAD	OPTIONAL
W	145 cm	Max 400 kg	additional weight holders
H	250 cm		barbells
L	155 cm		
	Wt	200 kg	





**SPECIAL**  
**OLYMPIC POWER RACK**

MULTIFUNCTIONAL  
1FW531



- MAIN FEATURES**
- Fully Adjustable Special Kit (optional)
  - Multichinning bars
  - High adjustable safety holders
  - Dips bars (optional)
  - Six docks for elastics



OPTIONAL  
1HP201A  
FULLY ADJ  
SPECIAL KIT



OPTIONAL  
1BC99  
DIPS BARS



OPTIONAL  
1BC100  
POWER JOINT



OPTIONAL  
1BC101  
T-BAR ROW  
HANDLE



DIMENSIONS		LOAD	OPTIONAL
W 145 cm	H 250 cm	Max 400 kg	additional weight holders
L 170 cm	Wt 280 kg		

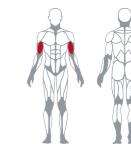


JONATHAN DE LA ROSA  
OLYMPIAN | IFBB PRO BODYBUILDER



**SPECIAL**  
**PREACHER CURL BENCH**

BENCHES  
1FW512

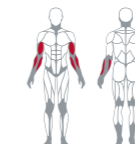


DIMENSIONS		LOAD	OPTIONAL
W 135 cm	H 85 cm	Max 270 kg	additional weight holders
L 145 cm	Wt 100 kg		barbells, dumbbells



**SPECIAL**  
**CURL RACK BENCH**

BENCHES  
1FW509



- MAIN FEATURES**
- Barbell supports with gas-assisted height adjustment in 5 positions.
  - Foot pedal release system.

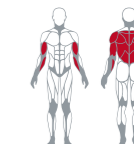


DIMENSIONS		LOAD	OPTIONAL
W 125 cm	H 95 cm	Max 220 kg	additional weight holders;
L 90 cm	Wt 115 kg		barbells



**SPECIAL**  
**SEAL ROW BENCH**

BENCHES  
1FW518



DIMENSIONS		LOAD	OPTIONAL
W 115 cm	H 90 cm	Max 400 kg	barbells
L 140 cm	Wt 140 kg		







PANATTA | ATELIER  
CUSTOM SPECIAL PADDING WITH LATERAL LOGO.  
CUSTOM BICOLORED FRAME: MATTE ARMY GREEN, MATTE BLACK

N° MACHINES: 45  
N° BENCHES: 17

**FREEWEIGHT**  
HIGH PERFORMANCE

**PANATTA**  
Worldwide Fitness Company

# FREEWEIGHT HIGH PERFORMANCE

Free Weight HP: esempio di eccellenza ed unicità biomeccanica. Una linea completa di macchine e panche a pesi liberi nata con l'obiettivo di migliorare la forza e resistenza dei gruppi muscolari, componenti essenziali della performance umana.

Free Weight HP: example of excellence and biomechanics uniqueness. A full range of free weights machines and benches born with the aim to enhance strength and resistance of different group muscles, essential components of human performances.

FR. Free Weight HP: un exemple d'excellence et une biomécanique parfaite. Une gamme complète de machines et bancs à poids libres, conçue dans le but d'améliorer la force et la résistance des groupes musculaires essentiels à toutes performances.

ES. Free Weight HP: ejemplo de excelencia y unicidad biomecánica. Una línea completa de máquinas y bancos de peso libre nace con el objetivo de mejorar la fuerza y resistencia de los grupos musculares, componentes esenciales del rendimiento humano.

DE. Free Weight HP: Diese Kraftgeräte stehen für besondere Exzellenz und einzigartige Biomechanik. Die Linie umfasst eine vollständige Produktpalette an Kraftgeräten und Bänken mit der jeder Athlet alle Muskelgruppen und dem Ziel zum Aufbau von Kraft und Ausdauer trainieren kann.

RU. Free Weight HP: пример исключительности и биомеханической уникальности. Полная линейка тренажеров и скамеек со свободными весами, созданная с целью улучшения силы и выносливости мышечных групп, важных компонентов жизнедеятельности человека.

AR.

FREE WEIGHT HP: مثال التميز والتفرد في الميكانيكا الحيوية. مجموعة كاملة من الأجهزة والبنّات للوزن الحر صممت بهدف تحسين قوة ومقاومة المجموعات العضلية، وهي مكونات أساسية لإداء الإنسان. فري ويت اتش بي



Find more

OKSANA GRISHINA  
4X MS.FITNESS OLYMPIA,  
10X ARNOLD CLASSIC



**FREEWEIGHT®**  
HIGH PERFORMANCE



**FREWEIGHT®**  
HIGH PERFORMANCE

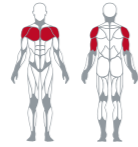




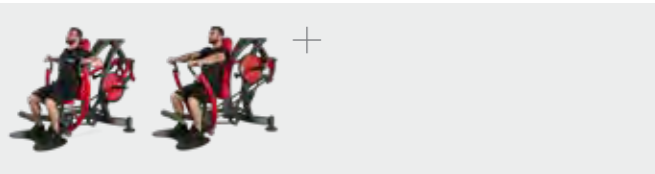


### SUPER VERTICAL CHEST PRESS

UPPER BODY  
1HP536

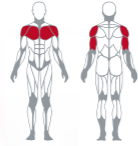


DIMENSIONS		LOAD	OPTIONAL
W 140 cm	H 130 cm	Max 220 kg	footrest with a slip-proof system
L 195 cm	Wt 180 kg		




### SUPER INCLINED CHEST PRESS

UPPER BODY  
1HP535

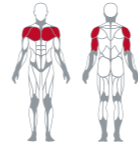


DIMENSIONS		LOAD	OPTIONAL
W 160 cm	H 190 cm	Max 220 kg	footrest with a slip-proof system additional weight holders
L 160 cm	Wt 160 kg		

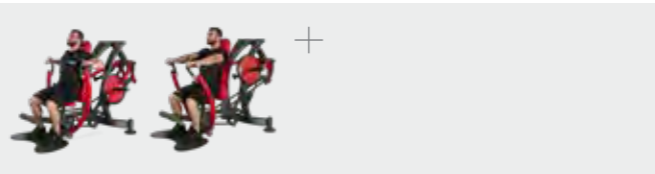


### VERTICAL CHEST PRESS

UPPER BODY  
1HP536B

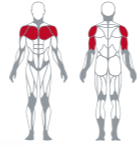


DIMENSIONS		LOAD	OPTIONAL
W 140 cm	H 130 cm	Max 140 kg	footrest with a slip-proof system
L 165 cm	Wt 140 kg		




### INCLINED CHEST PRESS

UPPER BODY  
1HP535B

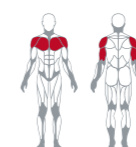


DIMENSIONS		LOAD	OPTIONAL
W 160 cm	H 190 cm	Max 220 kg	footrest with a slip-proof system additional weight holders
L 160 cm	Wt 160 kg		



### SUPER INCLINED BENCH PRESS


UPPER BODY  
1HP533



- MAIN FEATURES**
- Automatic easy entry system from the top
  - Adjustable limit 4 positions

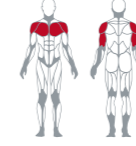


DIMENSIONS		LOAD
W 165 cm	H 120 cm	Max 220 kg
L 205 cm	Wt 180 kg	



### SUPER HORIZONTAL BENCH PRESS


UPPER BODY  
1HP537



- MAIN FEATURES**
- Automatic easy entry system from the top
  - Adjustable limit 4 positions

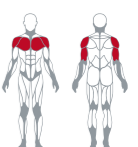


DIMENSIONS		LOAD
W 165 cm	H 75 cm	Max 220 kg
L 215 cm	Wt 165 kg	



### INCLINED BENCH PRESS


UPPER BODY  
1HP533B



- MAIN FEATURES**
- Adjustable limit 2 positions
  - Optional: automatic easy entry system from the top / adjustable limit 4 positions

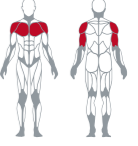


DIMENSIONS		LOAD	OPTIONAL
W 165 cm	H 120 cm	Max 220 kg	easy entry system from the top with automatic return adjustable limit 4 positions
L 190 cm	Wt 135 kg		



### HORIZONTAL BENCH PRESS

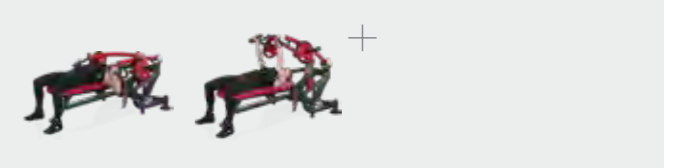
UPPER BODY  
1HP537B



- MAIN FEATURES**
- Adjustable limit 2 positions
  - Optional: automatic easy entry system from the top / adjustable limit 4 positions



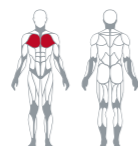
DIMENSIONS		LOAD	OPTIONAL
W 165 cm	H 75 cm	Max 220 kg	easy entry system from the top with automatic return adjustable limit 4 positions
L 175 cm	Wt 120 kg		






## INCLINED FLIGHT MACHINE

UPPER BODY  
1HP538

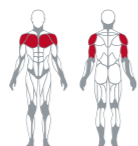


DIMENSIONS		LOAD	
W	110 cm	H	85 cm
L	195 cm	Wt	125 kg
		Max 220 kg	



## SUPER DECLINED CHEST PRESS

UPPER BODY  
1HP541

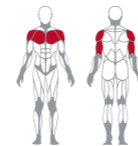


DIMENSIONS		LOAD		OPTIONAL
W	140 cm	H	130 cm	footrest with a slip-proof system
L	195 cm	Wt	180 kg	
		Max 220 kg		



## DIPS PRESS DUAL SYSTEM


UPPER BODY  
1HP540



**MAIN FEATURE**  
Independent levers with blocking system: unilateral or bilateral exercise

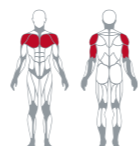


DIMENSIONS		LOAD	
W	155 cm	H	105 cm
L	195 cm	Wt	175 kg
		Max 220 kg	

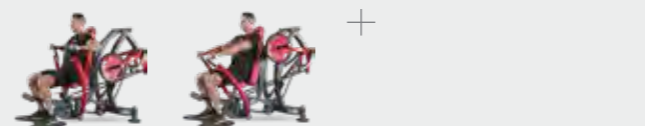


## DECLINED CHEST PRESS

UPPER BODY  
1HP541B

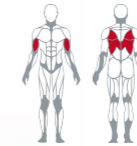


DIMENSIONS		LOAD		OPTIONAL
W	140 cm	H	130 cm	footrest with a slip-proof system
L	165 cm	Wt	140 kg	
		Max 220 kg		




## LAT MACHINE CONVERGENT

UPPER BODY  
1HP501

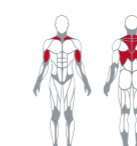


DIMENSIONS		LOAD		OPTIONAL
W	140 cm	H	205 cm	footrest with a slip-proof system
L	180 cm	Wt	140 kg	
		Max 220 kg		



## SUPER LOW ROW

UPPER BODY  
1HP502A

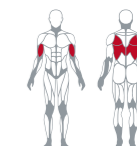


DIMENSIONS		LOAD		OPTIONAL
W	155 cm	H	160 cm	additional weight holders; rotating handrips
L	145 cm	Wt	160 kg	
		Max 220 kg		




## HIGH ROW

UPPER BODY  
1HP503

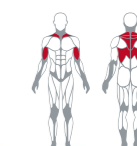


DIMENSIONS		LOAD		OPTIONAL
W	140 cm	H	200 cm	footrest with a slip-proof system
L	185 cm	Wt	160 kg	
		Max 220 kg		



## LOW ROW

UPPER BODY  
1HP502B



DIMENSIONS		LOAD		OPTIONAL
W	155 cm	H	160 cm	additional weight holders; rotating handrips
L	145 cm	Wt	125 kg	
		Max 220 kg		

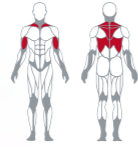




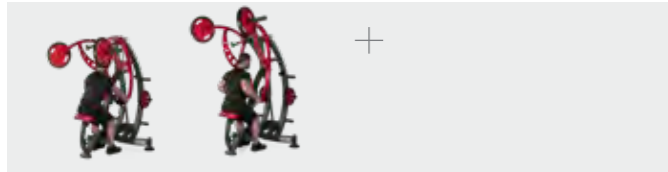


### SUPER POWER ROW

UPPER BODY  
1HP502PRA

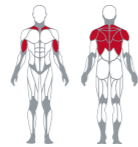


DIMENSIONS		LOAD		OPTIONAL
W	150 cm	H	190 cm	additional weight holders; rotating handrips
L	135 cm	Wt	175 kg	




### ROWING MACHINE

UPPER BODY  
1HP508

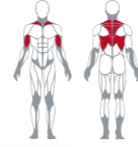


DIMENSIONS		LOAD	
W	135 cm	H	125 cm
L	150 cm	Wt	130 kg

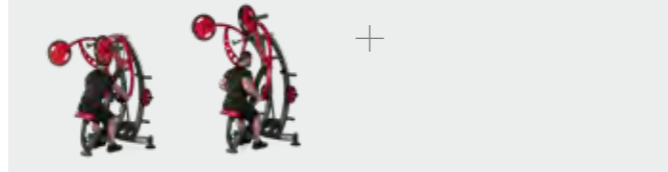


### POWER ROW

UPPER BODY  
1HP502PRB

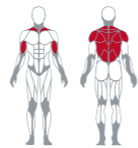


DIMENSIONS		LOAD		OPTIONAL
W	150 cm	H	190 cm	additional weight holders; rotating handrips
L	135 cm	Wt	175 kg	




### DORSY BAR

BENCHES  
1HP505



DIMENSIONS		LOAD		OPTIONAL
W	115 cm	H	55 cm	supergrip platform
L	185 cm	Wt	110 kg	




### SUPER DELTOID PRESS

UPPER BODY  
1HP525

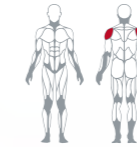


DIMENSIONS		LOAD		OPTIONAL
W	160 cm	H	135 cm	footrest with a slip-proof system; additional weight holders
L	165 cm	Wt	175 kg	



### BACK DELTOIDS

UPPER BODY  
1HP526

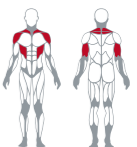


DIMENSIONS		LOAD		OPTIONAL
W	130 cm	H	175 cm	additional weight holders
L	145 cm	Wt	130 kg	




### DELTOID PRESS

UPPER BODY  
1HP525B

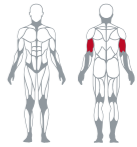


DIMENSIONS		LOAD		OPTIONAL
W	160 cm	H	135 cm	footrest with a slip-proof system; additional weight holders
L	135 cm	Wt	155 kg	



### ALTERNATE TRICEPS MACHINE

UPPER BODY  
1HP552



MAIN FEATURES  
 ▸ Adjustable gas assisted support for the back



DIMENSIONS		LOAD		OPTIONAL
W	155 cm	H	140 cm	additional weight holders
L	135 cm	Wt	145 kg	

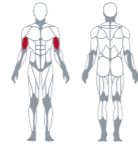







### ALTERNATE CURLING MACHINE

UPPER BODY  
1HP551

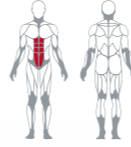


DIMENSIONS		LOAD		OPTIONAL
W	155 cm	H	125 cm	Max 220 kg
L	120 cm	Wt	165 kg	additional weight holders




### ABDOMINAL CRUNCH

CORE  
1HP565

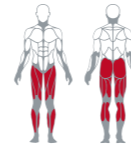


DIMENSIONS		LOAD	
W	130 cm	H	155 cm
L	140 cm	Wt	110 kg




### LEG PRESS BRIDGE

LOWER BODY  
1HP583

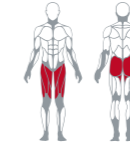


DIMENSIONS		LOAD		OPTIONAL
W	180 cm	H	160 cm	Max 450 kg
L	240 cm	Wt	260 kg	Start 72 kg supergrip platform




### LEG PRESS 45°

LOWER BODY  
1HP586

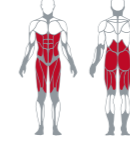


DIMENSIONS		LOAD		OPTIONAL
W	160 cm	H	150 cm	Max 670 kg
L	250 cm	Wt	260 kg	Start 60 kg supergrip platform; additional weight holders




### POWER SQUAT

LOWER BODY  
1HP584

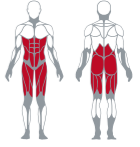


DIMENSIONS		LOAD		OPTIONAL
W	135 cm	H	200 cm	Max 310 kg
L	210 cm	Wt	215 kg	Start / supergrip platform




### SQUAT MACHINE

LOWER BODY  
1HP591

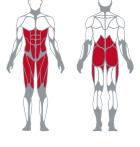


DIMENSIONS		LOAD		OPTIONAL
W	165 cm	H	160 cm	Max 310 kg
L	200 cm	Wt	205 kg	Start 35 kg additional weight holders



### HACK SQUAT

LOWER BODY  
1HP587



DIMENSIONS		LOAD		OPTIONAL
W	130 cm	H	155 cm	Max 310 kg
L	230 cm	Wt	240 kg	Start 45 kg supergrip platform; additional weight holders

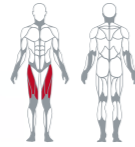






### ALTERNATE LEG EXTENSION

LOWER BODY  
1HP581

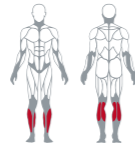


DIMENSIONS		LOAD	OPTIONAL
W 150 cm	H 145 cm	Max 220 kg	start angle adjustment
L 145 cm	Wt 170 kg		

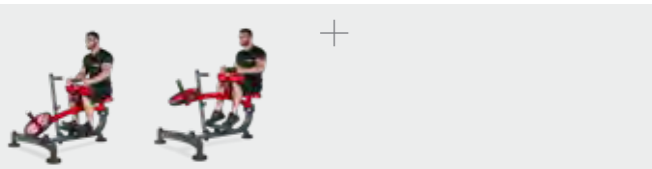


### SEATED CALF

LOWER BODY  
1HP588

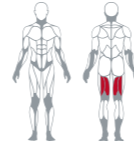


DIMENSIONS		LOAD	OPTIONAL
W 140 cm	H 100 cm	Max 135 kg	tibial kit
L 115 cm	Wt 75 kg		




### ALTERNATE LEG CURLING

LOWER BODY  
1HP582

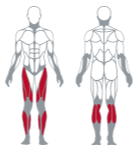


DIMENSIONS		LOAD
W 150 cm	H 80 cm	Max 220 kg
L 180 cm	Wt 150 kg	



### CALF HACK

LOWER BODY  
1HP592

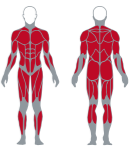


DIMENSIONS		LOAD	OPTIONAL
W 115 cm	H 140 cm	Max 310 kg	supergrip platform; additional weight holders
L 200 cm	Wt 200 kg		




### SMITH MACHINE COUNTERBALANCED LINEAR BEARINGS BASE

MULTIFUNCTIONAL  
1HP120

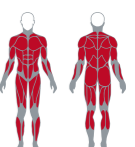


DIMENSIONS		LOAD	OPTIONAL
W 200 cm	H 230 cm	Max 310 kg	1HP201S - fully adjustable special kit
L 175 cm	Wt 200 kg		



### SMITH MACHINE COUNTERBALANCED LINEAR BEARINGS FULL

MULTIFUNCTIONAL  
1HP120F



- MAIN FEATURES**
- Special adjustable bench
  - Track with horizontal adjustment
  - Height-adjustable safety lock
  - Counterbalanced
  - 1HP201S - fully adjustable special kit (included)



DIMENSIONS		LOAD
W 200 cm	H 230 cm	Max 310 kg
L 175 cm	Wt 280 kg	

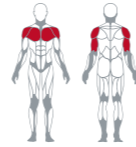






## POWER SMITH MACHINE DUAL SYSTEM

MULTIFUNCTIONAL  
1HP121



THE FIRST AND THE ORIGINAL  
ON THE WORLDWIDE FITNESS MARKET

### MAIN FEATURES

- Dual workout position: horizontal bench press, declined bench press
- Gas assisted inclination adjustment: 0°, -9°, -18°
- Track with horizontal adjustment: 14 positions
- Retractable ergonomic rolls
- 6 weight holders
- Docks for elastics

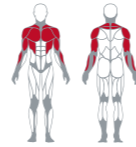


DIMENSIONS		LOAD
W 170 cm	H 150 cm	Max 200 kg (each side)
L 195 cm	Wt 250 kg	



## POWER SMITH MACHINE DUAL SYSTEM UPPER

MULTIFUNCTIONAL  
1HP122



THE FIRST AND THE ORIGINAL  
ON THE WORLDWIDE FITNESS MARKET

### MAIN FEATURES

- Multiple workout machine: from inclined bench press to shoulder press
- Gas assisted inclination adjustment: 40°, 45°, 50°, 55°, 60°, 65°, 70°, 75°, 80°
- Seat with gas assisted height adjustment
- Track with horizontal adjustment: 27 positions (inclined and shoulder)
- 6 weight holders
- Docks for elastics

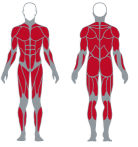


DIMENSIONS		LOAD
W 170 cm	H 200 cm	Max 200 kg (each side)
L 190 cm	Wt 295 kg	



## HALF RACK BASE

MULTIFUNCTIONAL  
1HP234A



OPTIONAL  
1HP201A  
FULLY ADJ  
SPECIAL KIT



OPTIONAL  
1BC99  
DIPS BARS



OPTIONAL  
1BC100  
POWER JOINT




OPTIONAL  
1BC101  
T-BAR ROW  
HANDLE



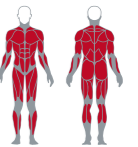
DIMENSIONS		LOAD	OPTIONAL
W 160 cm	H 230 cm	Max 400 kg	barbells; 1HP201A fully adjustable special kit; 1BC99 Dips Bars
L 170 cm	Wt 195 kg		

1BC100 Power Joint  
1BC101 T-Bar Row Handle



## HALF RACK FULL

MULTIFUNCTIONAL  
1HP234



INCLUDED  
FULLY ADJ  
SPECIAL KIT



INCLUDED  
DIPS BARS




INCLUDED  
POWER JOINT



INCLUDED  
T-BAR ROW  
HANDLE



DIMENSIONS		LOAD	OPTIONAL
W 160 cm	H 230 cm	Max 400 kg	barbells
L 170 cm	Wt 280 kg		

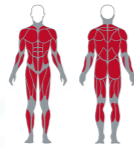






**POWER RACK**

MULTIFUNCTIONAL  
1HP231

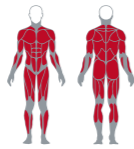


<b>DIMENSIONS</b>	<b>LOAD</b>	<b>OPTIONAL</b>
W 155 cm	H 210 cm	Max 400 kg
L 190 cm	Wt 160 kg	multi traction bar special kit; barbells



**COMBO TWIST**

MULTIFUNCTIONAL  
1HP506

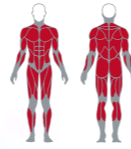


<b>DIMENSIONS</b>	<b>LOAD</b>
W 175 cm	H 135 cm
L 150 cm	Wt 140 kg
	Max 310 kg



**JAMMER**

MULTIFUNCTIONAL  
1HP534

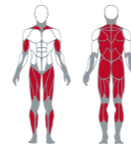


<b>DIMENSIONS</b>	<b>LOAD</b>
W 170 cm	H 225 cm
L 185 cm	Wt 180 kg
	Max 310 kg




**SQUAT LUNGE**

MULTIFUNCTIONAL  
1HP590

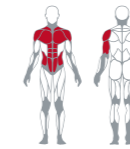


<b>DIMENSIONS</b>	<b>LOAD</b>
W 155 cm	H 80 cm
L 175 cm	Wt 165 kg
	Max 620 kg



**MULTIPURPOSE  
SIT UP BENCH**

BENCHES  
1HP216



<b>DIMENSIONS</b>
W 80 cm
L 150 cm
H 85 cm
Wt 65 kg

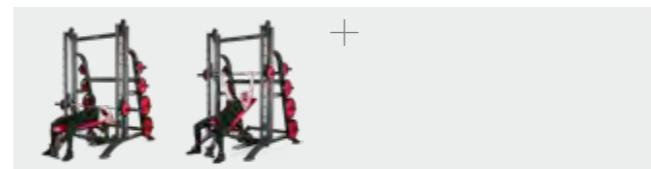


**FULLY ADJUSTABLE -  
SPECIAL KIT SMITH MACHINE**

BENCHES  
1HP201S



<b>DIMENSIONS</b>
W 115 cm
L 150 cm
H 50 cm
Wt 80 kg



**FULLY ADJUSTABLE  
BENCH**

BENCHES  
1HP201



<b>DIMENSIONS</b>
W 80 cm
L 145 cm
H 50 cm
Wt 55 kg




**FULLY ADJUSTABLE -  
SPECIAL KIT HALF RACK BASE**

BENCHES  
1HP201A



<b>DIMENSIONS</b>
W 80 cm
L 140 cm
H 50 cm
Wt 70 kg

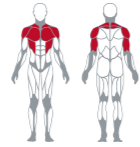






**POWER TOWER**


BENCHES  
1HP233



**THE FIRST AND THE ORIGINAL**  
ON THE WORLDWIDE FITNESS MARKET

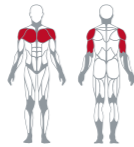
Patented

DIMENSIONS		LOAD	OPTIONAL
W 155 cm	H 185 cm	Max 310 kg	barbells
L 170 cm	Wt 180 kg		




**SUPER OLYMPIC FLAT BENCH**

BENCHES  
1HP203

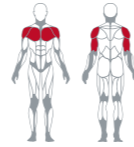


DIMENSIONS		LOAD	OPTIONAL
W 155 cm	H 130 cm	Max 310 kg	barbells
L 180 cm	Wt 120 kg		




**OLYMPIC MULTI BENCH**

BENCHES  
1HP206

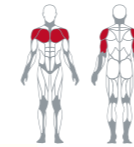


DIMENSIONS		LOAD	OPTIONAL
W 155 cm	H 130 cm	Max 310 kg	barbells
L 190 cm	Wt 150 kg		




**OLYMPIC FLAT BENCH**

BENCHES  
1HP203B

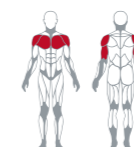


DIMENSIONS		LOAD	OPTIONAL
W 155 cm	H 130 cm	Max 310 kg	barbells
L 170 cm	Wt 70 kg		



**SUPER OLYMPIC INCLINED BENCH**

BENCHES  
1HP205



International Patent

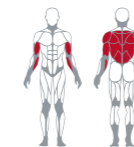


DIMENSIONS		LOAD	OPTIONAL
W 155 cm	H 170 cm	Max 310 kg	barbells
L 180 cm	Wt 165 kg		



**MULTIMOTION BENCH**

BENCHES  
1HP217

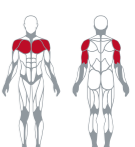


DIMENSIONS		LOAD	OPTIONAL
W 130 cm	H 110 cm	Max 400 kg	barbells
L 115 cm	Wt 105 kg		



**OLYMPIC INCLINED BENCH**

BENCHES  
1HP205B

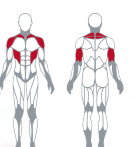


DIMENSIONS		LOAD	OPTIONAL
W 155 cm	H 165 cm	Max 310 kg	barbells
L 165 cm	Wt 110 kg		



**SUPER OLYMPIC SHOULDER BENCH**

BENCHES  
1HP207



International Patent



DIMENSIONS		LOAD	OPTIONAL
W 155 cm	H 185 cm	Max 310 kg	barbells
L 175 cm	Wt 150 kg		

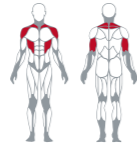






### OLYMPIC SHOULDER BENCH

BENCHES  
1HP207B

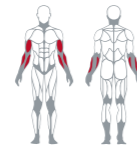


DIMENSIONS		LOAD		OPTIONAL
W	155 cm	H	185 cm	Max 310 kg barbells
L	125 cm	Wt	100 kg	



### STANDING CURL BENCH

BENCHES  
1HP215

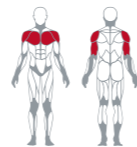


DIMENSIONS		LOAD		OPTIONAL
W	80 cm	H	110 cm	Max 220 kg barbells
L	110 cm	Wt	80 kg	




### TRICEPS BENCH

BENCHES  
1HP214

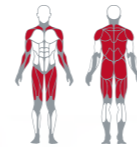


DIMENSIONS		LOAD		OPTIONAL
W	130 cm	H	130 cm	Max 310 kg barbells
L	220 cm	Wt	110 kg	



### POWER PLATFORM

BENCHES  
1HP232

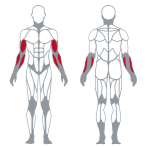


DIMENSIONS		LOAD		OPTIONAL
W	130 cm	H	130 cm	Max 400 kg barbells
L	130 cm	Wt	110 kg	



### ADJUSTABLE STANDING CURL BENCH - DOUBLE FACE


BENCHES  
1HP213



- MAIN FEATURES**
- Dual workout position: inclined and vertical
  - Adjustable rotating system for selecting the workout level
  - Gas assisted pedal height adjustment



DIMENSIONS		LOAD		OPTIONAL
W	110 cm	H	120 cm	Max 220 kg barbells; additional weight holders
L	135 cm	Wt	130 kg	



MC MASTER UNIVERSITY  
EDUCATIONAL  
CANADA





Worldwide Fitness Company

# PANATTA ACCESSORIES



Find more

BIG RAMY  
2X MR OLYMPIA

## LAT MACHINE BAR

Chromed version  
2CZ1435



### DIMENSIONS

L 120 cm  
Wt 5,2 kg

## TRAZY BAR

Chromed version  
2CZ1433



### DIMENSIONS

L 72 cm  
Wt 4,7 kg

## REVOLVING CURL BAR

Chromed version  
2CZ1438



### DIMENSIONS

L 73 cm  
Wt 3,3 kg

## LAT MACHINE BAR

Rubberized version  
2CZ1611



### DIMENSIONS

L 130 cm  
Wt 3,3 kg

## TRAZY BAR

Rubberized version  
2CZ1616



### DIMENSIONS

L 72 cm  
Wt 2,4 kg

## REVOLVING CURL BAR

Rubberized version  
2CZ1613



### DIMENSIONS

L 73 cm  
Wt 1,7 kg







**STRAIGHT ROTATING TRICEPS BAR**

Chromed version  
1BC96



**DIMENSIONS**  
L 50 cm  
Wt 2,4 kg

**TRICEPS PRESSDOWN BAR**

Chromed version  
2CZ1436



**DIMENSIONS**  
L 72 cm  
Wt 4,7 kg

**TRICEPS ROPE**

2CZ1434



**DIMENSIONS**  
L 65 cm  
Wt 0,5 kg

**STRAIGHT ROTATING TRICEPS BAR**

Rubberized version  
2CZ1614



**DIMENSIONS**  
L 120 cm  
Wt 1,3 kg

**TRICEPS PRESSDOWN BAR**

Rubberized version  
2CZ1617



**DIMENSIONS**  
L 72 cm  
Wt 2,4 kg

**MULTI-EXERCISE BAR**

RUBBERIZED VERSION  
1BC92



**DIMENSIONS**  
L 32 cm  
Wt 1,4 kg

**COMPLETE HANDLE**

7FA02131



**DIMENSIONS**  
L 23 cm  
Wt 0,3 kg

**OLYMPIC STANDARD BARBELL**

1BC56



**DIMENSIONS**  
ø 50 mm    Dx 133 cm  
L 220 cm    Wh 25 Kg

**BARBELLS**

1BC65 - 67 - 68



	Lenght	ø	Weight	Distance
1BC65	150 cm	50 mm	14 kg	101 cm
1BC67	200 cm	50 mm	17 kg	130 cm
1BC68	220 cm	50 mm	20 kg	130 cm

**2 COMBO DUAL HANDGRIPS**

2CZ1603



**DIMENSIONS**  
L 30 cm  
Wt 0,3 kg

**WOMAN OLYMPIC STANDARD BARBELL**

1BC41



**DIMENSIONS**  
ø 25 mm    Wh 15 Kg  
L 201 cm

**CURL BAR**

1BC74



DIMENSIONS			DIMENSIONS		
ø	25/28 mm	Dx 81 cm	ø	50 cm	Dx 81 cm
L	120 cm	Wh 7 Kg	L	120 cm	Wh 9 Kg





**FREE DUMBBELLS BAR**

1BC75



**DIMENSIONS**

∅ 25/28 cm Dx 13 cm  
L 36 cm Wh 4 Kg

**DIMENSIONS**

∅ 50 mm/Nylon Dx 11,5 cm  
L 50 cm Wh 5 Kg

**DUMBBELLS FULL (Kg/Lb)**

1MF4-1MF60



**AVAILABLE VERSIONS**

- 4-60 kg rubberised version with 2 kg increases (1MF4-1MF60)
- Ergonomic handle with independent rotation of 360°
- Weight tolerance: +/- 5%
- Unit of measure: Kg/Lb

**TRAP BAR**

1BC76



**DIMENSIONS**

W 68 cm H 32 cm  
L 135 cm Wt 35 kg

**LOAD**

Max 200 kg

**DUMBBELLS BASE (Kg/Lb)**

1MB4-1MB60



**AVAILABLE VERSIONS**

- 4-60 kg rubberised version with 2 kg increases (1MB4-1MB60)
- Ergonomic handle with independent rotation of 360°
- Weight tolerance: +/- 5%
- Unit of measure: Kg/Lb

**URETHANE DUMBBELLS (Kg/Lb)**

1RD025 - 1RD50



**AVAILABLE VERSIONS**

- The dumbbells in urethane start from 2,5 kg up to 50 kg (with increases of 2,5 kg)
- Unit of measure: Kg/Lb
- Weight tolerance: +/- 5%

**WEIGHT PLATES (Kg/Lb)**



PLATES: 1, 2, 2.5, 5 Kg



PLATES ABOVE 10 Kg

**AVAILABLE VERSIONS**

- Rubberised (1DG1:1DG20) and not rubberised (1DN1:1DN20) versions.
- 51 mm diam. 1, 2, 2.5, 5, 10, 15 and 20 kg versions;
- Practical handgrips for plates above 10 kg.
- Weight tolerance: +/- 5%

**CHROMED DUMBBELLS (Kg/Lb)**



**AVAILABLE VERSIONS**

- Chromed dumbbell 2 kg (1DM2)
- Chromed dumbbell 3 kg (1DM3)
- Unit of measure: Kg/Lb

**DUMBBELL RACKS - FIT EVO**

Rubberized version



1FE250



1FE251

**DIMENSIONS - 1FE250**

W 225 cm H 80 cm  
L 90 cm Wt 115 kg

**DIMENSIONS - 1FE251**

W 120 cm H 80 cm  
L 90 cm Wt 75 kg





**TRIPLE LEVEL DUMBBELL RACK  
FIT EVO**

1FE255



**DIMENSIONS**

W 225 cm H 110 cm  
L 90 cm Wt 140 kg

**BARBELL RACK - SEC**

1SC253




**DIMENSIONS**

W 75 cm H 135 cm  
L 55 cm Wt 45 kg

**ONE LEVEL DUMBBELL RACK  
FIT EVO**

1FE258



**DIMENSIONS**

W 225 cm H 55 cm  
L 70 cm Wt 65 kg

**VERTICAL DUMBBELL RACK**

1AB310



**DIMENSIONS**

W 60 cm H 110 cm  
L 45 cm Wt 30 kg

**DISK RACK - FIT EVO**

1FE252



**DIMENSIONS**

W 65 cm H 90 cm  
L 95 cm Wt 25 kg

**DISK RACK - SEC**

1SC252



**DIMENSIONS**

W 70 cm H 115 cm  
L 80 cm Wt 40 kg

**DUMBBELL RACK - SEC**

1SC248



1SC249



**DIMENSIONS - 1SC248**

W 230 cm H 80 cm  
L 65 cm Wt 115 kg

**DIMENSIONS - 1SC249**

W 115 cm H 80 cm  
L 65 cm Wt 40 kg

**BARBELL RACK- FIT EVO**

1FE253



**DIMENSIONS**

W 85 cm H 150 cm  
L 85 cm Wt 50 kg





### BARBELL RACK DOUBLE SIDED

1FE254



#### DIMENSIONS

W 85 cm    H 175 cm  
L 120 cm    Wt 80 kg

### PRE - LOADED BARBELLS (KG/LB)



full version



base version

#### AVAILABLE VERSIONS

- 1PBF10-1PBF18 / 1PBB10-1PBB18 10-18 KG with 2 kg increases
- 1PBF20-1PBF50 / 1PBB20-1PBB50 20-50 KG with 5 kg increases
- Full version high resistance cover (internal and external): red, graphite
- Unit of measure: Kg/Lb

### ACCESSORY RACK

1FE256



#### DIMENSIONS

W 60 cm    H 105 cm  
L 80 cm    Wt 40 kg

### PRE - LOADED CURL BARBELLS (KG/LB)



full version



base version

#### AVAILABLE VERSIONS

- 1PCBF10 -1PCBF18 / 1PCBB10-1PCBB18 10-18 KG with 2 kg increases
- 1PCBF20-1PCBF50 / 1PCBB20-1PCBB50 20-50 KG with 5 kg increases
- Full version high resistance cover (internal and external): red, graphite
- Unit of measure: Kg/Lb

### BELT KIT FOR SQUAT

2CZ1620



### BARBELL PAD HIP THRUST

K7FI00078



24/7 FITNESS CLUB  
FITNESS CENTER  
MALTA



# POWERLIFTING

Powerlifting 100% Made in Italy.

La proposta Powerlifting Panatta rispetta la tradizione di solidità, robustezza e perfetta biomeccanica andando incontro alle esigenze degli atleti professionisti. Caratteristiche queste fondamentali per assicurare agli utenti di tutti i livelli sportivi la massima sicurezza durante l'allenamento.

Powerlifting 100% Made in Italy.

Panatta Powerlifting respects traditional solidity, sturdiness and perfect biomechanics by meeting the needs of professional athletes. These are essential features to ensure the maximum safety when training to all the athletes of whatever sport level.

FR. Powerlifting 100% Made in Italy. La proposition Powerlifting Panatta respecte la tradition de solidité, de robustesse et de biomécanique parfaite, répondant aux besoins des athlètes professionnels. Ce sont des caractéristiques fondamentales pour assurer une sécurité maximale aux utilisateurs de tous niveaux.

ES. Powerlifting 100% Made in Italy. La propuesta Powerlifting Panatta respeta la tradición de solidez, robustez y perfecta biomecánica, respondiendo a las exigencias de los atletas profesionales. Características fundamentales para garantizar a los usuarios de todos los niveles deportivos la máxima seguridad durante el entrenamiento.

DE. Powerlifting 100% Made in Italy. Die Panatta Powerlifting Serie vereint extreme Robustheit und perfekte Biomechanik, indem es die Bedürfnisse der professionellen Athleten erfüllt. Dies sind wesentliche Merkmale, um die maximale Sicherheit beim Training für alle Athleten, egal auf welchem Trainingsniveau, zu gewährleisten.

RU. Powerlifting 100% «Сделано в Италии». Предложение Powerlifting от компании Panatta уважает традиции прочности, надежности и совершенной биомеханики, удовлетворяя потребности профессиональных спортсменов. Эти функции имеют фундаментальное значение для обеспечения максимальной безопасности пользователей всех уровней во время тренировок.

AR.

POWERLIFTING بارور الفتيح 100% صنع في إيطاليا.  
يحتزم مشروع PANATTA POWERLIFTING تراث الصلابة والقوة والميكانيكا الحيوية المثالية، مما يلبي احتياجات الرياضيين المحترفين. وهذه الخصائص أساسية لضمان أقصى درجات الأمان للمستخدمين في جميع مستويات الرياضة أثناء التدريب.




Find more

# POWERLIFTING COMBO SQUAT RACK / BENCH

1PWL102

## MAIN FEATURES

- It complies with IPF parameters
- Barbell keepers adjustable in height and inclination with telescopic system
- Frame of 4 mm steal thickness
- Rear lifting levers
- Height adjustable safety levers with telescopic system
- Bench Press with integrated spotter platform to put on the rack with hooking/release system



## DIMENSIONS



W 215 cm H 120-188 cm  
L 190 cm Wt 260 kg

## LOAD

Max 800 kg

## OPTIONAL

Barbells





# POWERLIFTING SQUAT RACK

1PWL101

## MAIN FEATURES

- It complies with IPF parameters
- Barbells keepers adjustable in height and inclination with telescopic system
- Frame of 4 mm steal thickness
- Rear lifting levers
- Height adjustable safety supports with telescopic system



## DIMENSIONS


W 215 cm H 120-188 cm  
L 125 cm Wt 160 kg

## LOAD

Max 800 kg

## OPTIONAL

Barbells  
4GRPWL1 - adjustable safety holders for 1PLW101





# POWERLIFTING BENCH

1PWL103

## MAIN FEATURES

- It complies with IPF parameters
- Barbells keepers adjustable in height with telescopic system
- Frame of 4 mm steel thickness
- Rear lifting levers for height adjustment
- Height adjustable safety supports with telescopic system




DIMENSIONS		LOAD		OPTIONAL
W	130 cm	H	95-128 cm	Barbells
L	160 cm	Wt	165 kg	



# POWERLIFTING DISK RACK

1PWL201




DIMENSIONS		LOAD	
W	60 cm	H	80 cm
L	145 cm	Wt	35 kg
		Max	500 kg

# POWERLIFTING DOUBLE DEADLIFT JACK

1PWL401



DIMENSIONS		LOAD	
W	90 cm	H	95 cm
L	60 cm	Wt	18 kg




# POWERLIFTING MINI DEADLIFT JACK

1PWL402



DIMENSIONS		LOAD	
W	13 cm	H	30 cm
L	55 cm	Wt	5 kg



## POWERLIFTING PLATFORM (3X2,5 M)

1PWL301



### DIMENSIONS

W 300 cm H 3 cm  
L 250 cm Wt 200 kg

## OLYMPIC PLATFORM FOR HALF RACK (3X3 M)

1PWL302



### DIMENSIONS

W 300 cm H 3 cm  
L 300 cm Wt 160kg

## OLYMPIC PLATFORM (3X1 M)

1PWL303



### DIMENSIONS

W 300 cm H 3 cm  
L 100 cm Wt 90 kg







***DYNAMIC  
FUNCTIONAL  
CAGE INDOOR  
AND OUTDOOR***



# DYNAMIC FUNCTIONAL CAGE INDOOR

DFC – Dynamic Functional Cage – è la proposta Panatta per l'allenamento funzionale. Struttura solida, robusta dal design moderno e Made in Italy al 100%. Oltre ai quattro modelli proposti, Panatta offre la possibilità di creare una DFC completamente custom realizzata in funzione dello spazio a disposizione e della tipologia di allenamento.

DFC – Dynamic Functional Cage – represents our innovative solution for functional training. Solid and robust structure, modern design and 100% Made in Italy. In addition to the 4 options presented, Panatta gives the chance to create a completely customized DFC according to the available space and to the type of training.

FR. DFC – Dynamic Functional Cage – est la proposition Panatta pour l'entraînement fonctionnel. Structure solide, robuste, avec design moderne et 100% Made in Italy. Outre les quatre modèles proposés, Panatta offre la possibilité de créer une DFC entièrement personnalisée en fonction de l'espace disponible et du type d'entraînement.

ES.DFC – Dynamic Functional Cage – representa la innovativa propuesta Panatta para el entrenamiento funcional. Una estructura sólida y resistente, con un diseño moderno y 100% Hecha en Italia. Más allá de los 4 modelos presentados, Panatta ofrece la posibilidad de crear una jaula DFC completamente personalizada considerando el espacio a disposición y la tipología de entrenamiento.

DE. DFC - Dynamic Functional Cage - ist der Panatta - Vorschlag für funktionelles Training. Starke und solide Struktur mit einem modernen 100% Made in Italy Design. Zusätzlich zu den vier vorgeschlagenen Modellen bietet Panatta die Möglichkeit, einen vollständig custom DF zu erstellen, der entsprechend dem verfügbaren Platz und der Art des Trainings erstellt wird.

RU. DFC – Dynamic Functional Cage (рус. «Активная Функциональная Рама») – новое функциональное предложение под брендом Panatta. Надежная и прочная конструкция с современным дизайном и 100% Made in Italy. Помимо четырех предложенных моделей, Panatta предоставляет возможность создать раму DFC по индивидуальному запросу клиента, в зависимости от имеющейся площади и типа тренировки.

AR.

DFC (جهاز التمارين الوظيفية) يمثل حلًا المبتكر للتدريب الوظيفي و الذي يتضمن تدريب الجسم على الأنشطة التي نقوم بها في الحياة اليومية. بنية متينة، قوية، تصميم حديث و صناعة ايطالية 100%. بالإضافة الى الخيارات الأربعة المعروضة، توفر شركة باناتا الفرصة لإنشاء جهاز تمارين وظيفي مخصص تماماً وفقاً للمساحة المتاحة و نوع التدريب المطلوب.



Find more



# DFC 184 ELITE

1DFC001\*



# DFC 136 EDGE

1DFC002\*



\*barbells and functional accessories not included

\*barbells and functional accessories not included

## DIMENSIONS

W	420 cm	H	410 cm	Surface	33 sqm	Delivery	Disassembled
L	790 cm	Wt	1100 kg	Suggested workout surface	60 sqm		

## DIMENSIONS

W	310 cm	H	410 cm	Surface	25 sqm	Delivery	Disassembled
L	790 cm	Wt	930 kg	Suggested workout surface	50 sqm		

## INCLUDED ELEMENTS

### STRUCTURAL ELEMENTS

CODE	DESCRIPTION	Q.TY
1DFC1	CAGE BLOCK 184 ELITE Rack High: Rack Kettlebell Rack Low: Rack Kettlebell Rack Mid: Rack Kettlebell Crossbar Front: Straight Crossbar Rear: Rubbergrip	1
1DFC1	CAGE BLOCK 184 ELITE Rack High: Rack Ball Rack Low: Rack Ball Rack Mid: Rack Ball Crossbar Front: Triangular Crossbar Rear: Pullupball	1
4GRDFC34	LINK WITH HORIZONTAL SCALE	1
4GRDFC35	LINK WITH INCLINED SCALE	1

### FIXED ELEMENTS

CODE	DESCRIPTION	Q.TY
1BC100	POWER JOINT MODULE	1
4GRDFC30	INCLINED SCALE MODULE	1
4GRDFC31	PUNCHING BAG MODULE	1
4GRDFC38	BALL TARGET MODULE	1
4GRDFC42	CLIMBING ROPE MODULE	1
4GRDFC47	BAR STORAGE MODULE	1
4GRIS17	DISK HOLDER	16
7STDFO28V	BATTLE ROPE HOOK MODULE	1
7STDFO44V	LATERAL FAT BAR DFC 184 ELITE/136 EDGE	2

### MOBILE ELEMENTS

CODE	DESCRIPTION	Q.TY
1BC101	T-BAR ROW HANDLE	1
4GRDFC3	SQUAT LUNGE MODULE	1
4GRDFC4	STEP-UP BOARD MODULE	1
4GRDFC5	COMBO TWIST MODULE	1
4GRDFC6	JAMMER MODULE	1
4GRDFC7	ADJUSTABLE CROSSBAR MODULE	1
4GRDFC9	DIPS MODULE	1
4GRDFC10	SINGLE BARBELL HOOK	2
4GRDFC11	SINGLE SAFETY STOP	2

## INCLUDED ELEMENTS

### STRUCTURAL ELEMENTS

CODE	DESCRIPTION	Q.TY
1DFC2	CAGE BLOCK 136 EDGE Rack High: Rack Kettlebell Rack Low: Rack Kettlebell Rack Mid: Rack Kettlebell Crossbar Front: Straight	1
1DFC2	CAGE BLOCK 136 EDGE Rack High: Rack Ball Rack Low: Rack Ball Rack Mid: Rack Ball Crossbar Front: Pullupball	1
4GRDFC35	LINK WITH INCLINED SCALE	1
7STDFO36V	LINK WITH LONG CROSSBAR L2976	1

### FIXED ELEMENTS

CODE	DESCRIPTION	Q.TY
1BC100	POWER JOINT MODULE	1
4GRDFC30	INCLINED SCALE MODULE	1
4GRDFC31	PUNCHING BAG MODULE	1
4GRDFC38	BALL TARGET MODULE	1
4GRDFC42	CLIMBING ROPE MODULE	1
4GRDFC47	BAR STORAGE MODULE	2
4GRIS17	DISK HOLDER	16
7STDFO28V	BATTLE ROPE HOOK MODULE	1
7STDFO44V	LATERAL FAT BAR DFC 184 ELITE/136 EDGE	2

### MOBILE ELEMENTS

CODE	DESCRIPTION	Q.TY
1BC101	T-BAR ROW HANDLE	1
4GRDFC3	SQUAT LUNGE MODULE	1
4GRDFC4	STEP-UP BOARD MODULE	1
4GRDFC5	COMBO TWIST MODULE	1
4GRDFC6	JAMMER MODULE	1
4GRDFC7	ADJUSTABLE CROSSBAR MODULE	1
4GRDFC9	DIPS MODULE	1
4GRDFC10	SINGLE BARBELL HOOK	4
4GRDFC11	SINGLE SAFETY STOP	4

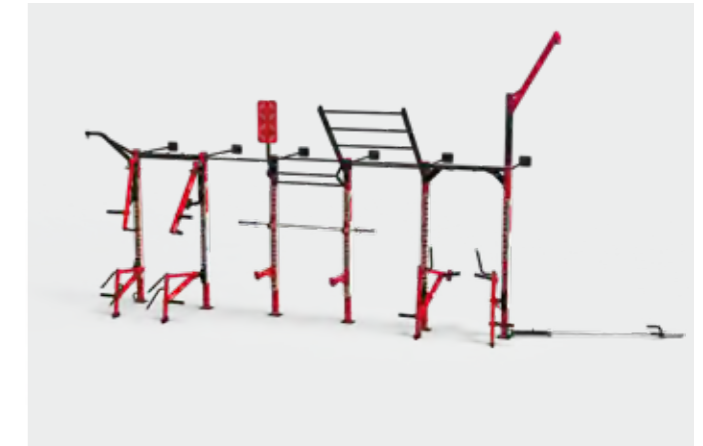
# DFC 184 RIG

1DFC003\*



# DFC WALL MOUNTED

1DFC004\*



\*barbells and functional accessories not included

## DIMENSIONS

W	420 cm	H	410 cm	Surface	34 sqm	Delivery	Disassembled
L	800 cm	Wt	850 kg	Suggested workout surface	60 sqm		

## INCLUDED ELEMENTS

### STRUCTURAL ELEMENTS

CODE	DESCRIPTION	Q.TY
1DFC3	CAGE BLOCK 184 RIG Crossbar Front: Straight Crossbar Rear: Pullupball Crossbar Mid: Double diameter	1
1DFC3	CAGE BLOCK 184 RIG Crossbar Front: Triangular Crossbar Rear: Rubbergrip Crossbar Mid: Multihandle	1
4GRDFC34	LINK WITH HORIZONTAL SCALE	1
4GRDFC35	LINK WITH INCLINED SCALE	1

### FIXED ELEMENTS

CODE	DESCRIPTION	Q.TY
1BC100	POWER JOINT MODULE	1
4GRDFC30	INCLINED SCALE MODULE	1
4GRDFC31	PUNCHING BAG MODULE	1
4GRDFC32	LATERAL FAT BAR - DFC 184 RIG	2
4GRDFC38	BALL TARGET	1
4GRDFC42	CLIMBING ROPE MODULE	1
4GRDFC47	BAR STORAGE MODULE	1
4GRIS17	DISK HOLDER	0
7STDFO28V	BATTLE ROPE HOOK MODULE	1

### MOBILE ELEMENTS

CODE	DESCRIPTION	Q.TY
1BC101	T-BAR ROW HANDLE	1
4GRDFC3	SQUAT LUNGE MODULE	1
4GRDFC4	STEP-UP BOARD MODULE	1
4GRDFC5	COMBO TWIST MODULE	1
4GRDFC6	JAMMER MODULE	1
4GRDFC7	ADJUSTABLE CROSSBAR MODULE	1
4GRDFC9	DIPS MODULE	1
4GRDFC10	SINGLE BARBELL HOOK	2
4GRDFC11	SINGLE SAFETY STOP	2



\*barbells and functional accessories not included

## DIMENSIONS

W	250 cm	H	410 cm	Surface	22 sqm	Delivery	Disassembled
L	900 cm	Wt	620 kg	Suggested workout surface	45 sqm		

## INCLUDED ELEMENTS

### STRUCTURAL ELEMENTS

CODE	DESCRIPTION	Q.TY
1DFC4	CAGE BLOCK WALL MOUNTED Crossbar Front: Pullupball Link: yes	1
1DFC4	CAGE BLOCK WALL MOUNTED Crossbar Front: Triangular Link: yes	1
1DFC4	CAGE BLOCK WALL MOUNTED Crossbar Front: Rubbergrip Link: no	1

### FIXED ELEMENTS

CODE	DESCRIPTION	Q.TY
1BC100	POWER JOINT MODULE	1
4GRDFC30	INCLINED SCALE MODULE	1
4GRDFC31	PUNCHING BAG MODULE	1
4GRDFC32	LATERAL FAT BAR - DFC 184 RIG	0
4GRDFC38	BALL TARGET	1
4GRDFC42	CLIMBING ROPE MODULE	1
4GRDFC47	BAR STORAGE MODULE	1
4GRIS17	DISK HOLDER	0
7STDFO28V	BATTLE ROPE HOOK MODULE	1

### MOBILE ELEMENTS

CODE	DESCRIPTION	Q.TY
1BC101	T-BAR ROW HANDLE	1
4GRDFC3	SQUAT LUNGE MODULE	1
4GRDFC4	STEP-UP BOARD MODULE	1
4GRDFC5	COMBO TWIST MODULE	1
4GRDFC6	JAMMER MODULE	1
4GRDFC7	ADJUSTABLE CROSSBAR MODULE	1
4GRDFC9	DIPS MODULE	1
4GRDFC10	SINGLE BARBELL HOOK	2
4GRDFC11	SINGLE SAFETY STOP	2



# DFC POWER RACK WITH LAT/PULLEY

1DFC5\*



\* BARBELLS AND FUNCTIONAL ACCESSORIES NOT INCLUDED

## DIMENSIONS

W	155 cm	H	240 cm	Std load (Lat module)	100 kg	Max load	400 kg	Delivery	Disassembled
L	255 cm	Wt	460 kg	Ratio	1:2	Optional	Barbells		

## INCLUDED ELEMENTS

### STRUCTURAL ELEMENTS

CODE	DESCRIPTION	Q.TY
4GRDFC16DX	RIGHT COLUMN WITH SHEET METAL	2
4GRDFC16SX	LEFT COLUMN WITH SHEET METAL	2
4GRDFC16	COLUMN WITHOUT SHEET METAL	2
4GRDFC49	DFC BASEMENT KIT	2
7STDFC017V	LOWER STRUCTURAL CROSSBAR L 720	2
7STDFC018V	LOWER STRUCTURAL CROSSBAR L 400	2
7STDFC019V	HIGHER STRUCTURAL CROSSBAR L 720	2
7STDFC020V	HIGHER STRUCTURAL CROSSBAR L 400	2
7STDFC021V	LINK CROSSBAR	2
7STDFC041V*	PULL-UP BALL CROSSBAR	1

### FIXED ELEMENTS

CODE	DESCRIPTION	Q.TY
4GRDFC47	BAR STORAGE MODULE	1
4GRDFC50	KIT 3 HOOKS FOR ELASTIC BANDS	4
4GRDFC51	LAT MACHINE/PULLEY MODULE	1
4GRIS17	DISK HOLDER	8

### MOBILE ELEMENTS

CODE	DESCRIPTION	Q.TY
4GRDFC10	SINGLE BARBELL HOOK	2
4GRDFC11	SINGLE SAFETY STOP	2

\*variable element to be chosen between 4GRDFC25, 7STDFC026V, 7STDFC027V, 7STDFC041V



# DFC POWER RACK

1DFC5A\*



\* BARBELLS AND FUNCTIONAL ACCESSORIES NOT INCLUDED

## DIMENSIONS

W	205 cm	H	240 cm	Std load (Lat module)	100 kg	Max load	400 kg	Delivery	Disassembled
L	155 cm	Wt	315 kg			Optional	Barbells, discs		

## INCLUDED ELEMENTS

### STRUCTURAL ELEMENTS

CODE	DESCRIPTION	Q.TY
4GRDFC16DX	RIGHT COLUMN WITH SHEET METAL	2
4GRDFC16SX	LEFT COLUMN WITH SHEET METAL	2
4GRDFC16	COLUMN WITHOUT SHEET METAL	2
4GRDFC49	DFC BASEMENT KIT	2
7STDFC017V	LOWER STRUCTURAL CROSSBAR L 720	2
7STDFC018V	LOWER STRUCTURAL CROSSBAR L 400	2
7STDFC019V	HIGHER STRUCTURAL CROSSBAR L 720	2
7STDFC020V	HIGHER STRUCTURAL CROSSBAR L 400	2
7STDFC021V	LINK CROSSBAR	2
7STDFC041V*	PULL-UP BALL CROSSBAR	1

### FIXED ELEMENTS

CODE	DESCRIPTION	Q.TY
4GRDFC47	BAR STORAGE MODULE	1
4GRDFC50	KIT 3 HOOKS FOR ELASTIC BANDS	4
4GRIS17	DISK HOLDER	8

### MOBILE ELEMENTS

CODE	DESCRIPTION	Q.TY
4GRDFC10	SINGLE BARBELL HOOK	2
4GRDFC11	SINGLE SAFETY STOP	2

\*variable element to be chosen between 4GRDFC25, 7STDFC026V, 7STDFC027V, 7STDFC041V





# DFC POWER RACK WITH DUAL ADJUSTABLE PULLEY

1DFC6\*



\* BARBELLS AND FUNCTIONAL ACCESSORIES NOT INCLUDED

## DIMENSIONS

W 140 cm H 240 cm Std load (Dual modules) 100 + 100 kg Max load 400 kg Optional Barbells Accessories 2 Combo Dual  
L 250 cm Wt 680 kg Ratio 1:4 Cable Length 4 m Delivery Disassembled Included Handgrips

## INCLUDED ELEMENTS

### STRUCTURAL ELEMENTS

CODE	DESCRIPTION	Q.TY
4GRDFC16DX	RIGHT COLUMN WITH SHEET METAL	2
4GRDFC16SX	LEFT COLUMN WITH SHEET METAL	2
4GRDFC25*	COMPOUND CROSSBAR WITH SHEATS	1
4GRDFC49	DFC BASEMENT KIT	2
7STDFC017V	LOWER STRUCTURAL CROSSBAR L 720	2
7STDFC019V	HIGHER STRUCTURAL CROSSBAR L 720	2
7STDFC041V*	PULL-UP BALL CROSSBAR	1

### FIXED ELEMENTS

CODE	DESCRIPTION	Q.TY
4GRDFC50	KIT 3 HOOKS FOR ELASTIC BANDS	4
4GRDFC52	DUAL MODULE RIGHT	1
4GRDFC53	DUAL MODULE LEFT	1

### MOBILE ELEMENTS

CODE	DESCRIPTION	Q.TY
4GRDFC10	SINGLE BARBELL HOOK	2
4GRDFC11	SINGLE SAFETY STOP	2



\*variable element to be chosen between 4GRDFC25, 7STDFC026V, 7STDFC027V, 7STDFC041V

# DFC SQUAT RACK

1DFC7\*



\* BARBELLS AND FUNCTIONAL ACCESSORIES NOT INCLUDED

## DIMENSIONS

W 135 cm H 240 cm Max load 400 kg Optional barbells  
L 135 cm Wt 130 kg Delivery Disassembled





# DFC DUAL ADJUSTABLE PULLEY

1DFC8



## DIMENSIONS

W	135 cm	H	240 cm	Standard load	100+100 kg	Delivery	Disassembled	Accessories Included	2 Combo Dual handgrips
L	110 cm	Wt	440 kg	Ratio	1:4	Cable Length	4 m		

## INCLUDED ELEMENTS

### STRUCTURAL ELEMENTS

CODE	DESCRIPTION	Q.TY
7STDFC021V	LINK CROSSBAR	1
4GRDFC25	COMPOUND CROSSBAR WITH SHEATH *	1

### FIXED ELEMENTS

CODE	DESCRIPTION	Q.TY
4GRDFC52	DUAL MODULE RIGHT	1
4GRDFC53	DUAL MODULE LEFT	1

\*variable element to be chosen between 4GRDFC25, 7STDFC026V, 7STDFC027V, 7STDFC041V



## DFC / ACCESSORIES RACKS

### ACCESSORY RACK

1DFC9\*



\* BARBELLS AND FUNCTIONAL ACCESSORIES NOT INCLUDED

## DIMENSIONS

W	150 cm	H	120 cm	Optional	barbells
L	40 cm	Wt	70 kg		

## INCLUDED ELEMENTS

### STRUCTURAL ELEMENTS

CODE	DESCRIPTION	Q.TY
4GRDFC55	ACCESSORY RACK COLUMN COUPLE	2
7STDFC024V*	RACK KETTLEBELLS	1
7STDFC023V*	RACK BALLS	1
7STDFC064V*	RACK DUMBBELLS	1

\*variable element to be chosen between 7STDFC023V, 7STDFC024V, 7STDFC063V, 7STDFC064V

### FIXED ELEMENTS

CODE	DESCRIPTION	Q.TY
4GRIS17	DISK HOLDER D	4

### DFC BAR STORAGE

1DFC005



## DIMENSIONS

W	60 cm	H	30 cm	Optional	barbells
L	60 cm	Wt	50 kg		



**WALL RACK**

1DFC10\*



\* BARBELLS AND FUNCTIONAL ACCESSORIES NOT INCLUDED

**DIMENSIONS**

W	100 cm	H	60 cm	Optional	barbells,
L	30 cm	Wt	20 kg		other accessories

**CROSSFUNCTIONAL SLED**


1DFC11\*



\* PLATES NOT INCLUDED

**DIMENSIONS**

W	80 cm	H	105 cm	Optional	plates
L	80 cm	Wt	75 kg		





# DFC INDOOR CUSTOM VERSIONS

## BUILT UP YOUR PERSONAL FUNCTIONAL CAGE

Infinite possibilità di personalizzazione. Panatta dà l'opportunità di costruire una Dynamic Functional Cage personalizzata in funzione dello spazio a disposizione e del tipo di allenamento che il cliente vorrà fare.

Unlimited possibilities of customization. Panatta gives the possibility to set up a customized DFC based on the available space and the type of training according to the client's needs.

## EXAMPLES OF DFC CUSTOM VERSIONS

The weight of the following custom DFC doesn't include the functional accessories and barbells.

## CUSTOM BLOCKS



184 ELITE BLOCK CUSTOM  
Surface 8 sqm Wt 420 kg



136 EDGE BLOCK CUSTOM  
Surface 5,5 sqm Wt 355 kg



184 RIG BLOCK CUSTOM  
Surface 6,5 sqm Wt 280 kg



WALL MOUNTED BLOCK CUSTOM  
Surface 3,5 sqm Wt 120 kg

## CUSTOM BLOCKS WITH ELEMENTS



STARTING CUSTOM BLOCK: 184 ELITE  
Surface 18,5 sqm Wt 690 kg



STARTING CUSTOM BLOCK: 184 RIG  
Surface 10 sqm Wt 480 kg



STARTING CUSTOM BLOCK: 136 EDGE  
Surface 16 sqm Wt 485 kg



STARTING CUSTOM BLOCK: WALL MOUNTED  
Surface 6,5 sqm Wt 180 kg

## LINKED CUSTOM BLOCKS WITH ELEMENTS



STARTING CUSTOM BLOCKS: n.3 184 RIG  
Surface 30,5 sqm Wt 1040 kg



STARTING CUSTOM BLOCKS: n.2 136 EDGE  
Surface 12,5 sqm Wt 680 kg



STARTING CUSTOM BLOCKS: n.3 WALL MOUNTED  
Surface 14 sqm Wt 420 kg



STARTING CUSTOM BLOCKS: n.1 184 ELITE AND n.1 184 RIG  
Surface 23,5 sqm Wt 790 kg

## COMPLETELY CUSTOM



GROUND VERSION  
Surface 29 sqm Wt 1075 kg



WALL MOUNTED VERSION  
Surface 15,5 sqm Wt 280 kg



WALL MOUNTED VERSION WITH RACKS  
Surface 8,5 sqm Wt 470 kg

**ELITE BLOCK**

DFC / CUSTOM  
1DFC1



**DIMENSIONS**  
W 133,5 cm H 237 cm the dimensions change depending  
L 227 cm Wt 345 kg on the choice of the features.

**RIG BLOCK**

DFC / CUSTOM  
1DFC3



**DIMENSIONS**  
W 133,5 cm H 237 cm the dimensions change depending  
L 201,5 cm Wt 230 kg on the choice of the features.

**EDGE BLOCK**

DFC / CUSTOM  
1DFC2



**DIMENSIONS**  
W 133,5 cm H 237 cm the dimensions change depending  
L 148 cm Wt 280 kg on the choice of the features.

**WALL MOUNTED BLOCK**

DFC / CUSTOM  
1DFC4



**DIMENSIONS**  
W 133,5 cm H 237,5 cm the dimensions change depending  
L 119 cm Wt 105 kg on the choice of the features.

**4GRDFC12**


Wall fixing kit



**DIMENSIONS**  
W 17 cm H 15 cm  
L 0,8 cm Wt 2 kg

**4GRDFC16SX**

Left column with sheet metal



**DIMENSIONS**  
W 19 cm H 237 cm  
L 15,5 cm Wt 38 kg

**4GRDFC35**

Link with inclined scale



**DIMENSIONS**  
W 301,6 cm H 58 cm  
L 68,5 cm Wt 46 kg

**7STDFC017V**

Lower structural crossbar L 720



**DIMENSIONS**  
W 72 cm H 10 cm  
L 8 cm Wt 4 kg

**4GRDFC16**

Column without sheet metal



**DIMENSIONS**  
W 19 cm H 237 cm  
L 15,5 cm Wt 20 kg

**4GRDFC25**

Compound crossbar with sheath



**DIMENSIONS**  
W 106,5 cm H 30 cm  
L 43 cm Wt 19 kg

**4GRDFC37**

Double diameter crossbar



**DIMENSIONS**  
W 110,5 cm H 8 cm  
L 27,5 cm Wt 9 kg

**7STDFC018V**

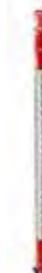
Lower structural crossbar L 400



**DIMENSIONS**  
W 40 cm H 10 cm  
L 8 cm Wt 3 kg

**4GRDFC16DX**

Right column with sheet metal



**DIMENSIONS**  
W 19 cm H 237 cm  
L 15,5 cm Wt 38 kg

**4GRDFC34**

Link with horizontal scale



**DIMENSIONS**  
W 301,6 cm H 21 cm  
L 68,5 cm Wt 45 kg

**4GRDFC40**

Multi-grip crossbar



**DIMENSIONS**  
W 110,5 cm H 12 cm  
L 27,5 cm Wt 12 kg

**7STDFC019V**

Higher structural crossbar L 720



**DIMENSIONS**  
W 72 cm H 14 cm  
L 8 cm Wt 4 kg



## DFC / STRUCTURAL ELEMENTS

232

FUNCTIONAL - DFC CUSTOM

### 7STDFC020V

Higher structural crossbar L 400



#### DIMENSIONS

W 40 cm H 14 cm  
L 8 cm Wt 3 kg

### 7STDFC021V

Link crossbar



#### DIMENSIONS

W 106,5 cm H 30 cm  
L 8 cm Wt 10 kg

### 7STDFC023V

Rack ball



#### DIMENSIONS

W 106,5 cm H 12 cm  
L 24 cm Wt 8 kg

### 7STDFC046V

Lower structural crossbar L 1680



#### DIMENSIONS

W 168 cm H 10 cm  
L 8 cm Wt 9 kg

### 7STDFC047V

Structural crossbar for scale



#### DIMENSIONS

W 106,5 cm H 14 cm  
L 8 cm Wt 6 kg

### 7STDFC061V

LOWER STRUCTURAL CROSSBAR L 1065



#### DIMENSIONS

W 106,5 cm H 19 cm  
L 4 cm Wt 7 kg

### 7STDFC024V

Rack kettlebell



#### DIMENSIONS

W 106,5 cm H 12 cm  
L 24 cm Wt 12 kg

### 7STDFC063V

RACK DISKS



#### DIMENSIONS

W 106,5 cm H 20 cm  
L 24 cm Wt 9 kg

### 7STDFC064V

RACK DUMBBELLS



#### DIMENSIONS

W 106,5 cm H 21 cm  
L 24 cm Wt 18 kg

### 4GRDFC49

BASEMENT KIT



#### DIMENSIONS

W 63,5 cm H 19 cm  
L 13 cm Wt 9 kg

### 4GRDFC55

ACCESSORY RACK COLUMN COUPLE



#### DIMENSIONS

W 8 cm H 120 cm  
L 40 cm Wt 12 kg

### 7STDFC026V

Single crossbar



#### DIMENSIONS

W 106,5 cm H 14 cm  
L 8 cm Wt 4 kg

### 7STDFC027V

Triangular crossbar



#### DIMENSIONS

W 106,5 cm H 40 cm  
L 36,5 cm Wt 17 kg

### 7STDFC033V

Higher structural crossbar L 1680



#### DIMENSIONS

W 168 cm H 14 cm  
L 8 cm Wt 9 kg

### 7STDFC036V

Link with long crossbar L 2976



#### DIMENSIONS

W 297,6 cm H 29 cm  
L 8 cm Wt 16 kg

### 7STDFC039V

Link with short crossbar L 1716



#### DIMENSIONS

W 171,6 cm H 14 cm  
L 8 cm Wt 5 kg

### 7STDFC041V

Pull-up ball crossbar



#### DIMENSIONS

W 106,5 cm H 14 cm  
L 39,5 cm Wt 17 kg

233

FUNCTIONAL - DFC CUSTOM

PANATTA



HARD CORE FIT  
FITNESS CENTER  
TUNISIA

## DFC / MOBILE PANATTA MODULES

### 4GRDFC10

Single barbell hook



#### DIMENSIONS

W 8 cm H 22 cm  
L 19 cm Wt 2,5 kg

### 4GRDFC4

Step-up board module



#### DIMENSIONS

W 74 cm H 30 cm  
L 74,5 cm Wt 17 kg

### 4GRDFC7

Adjustable crossbar module



#### DIMENSIONS

W 118,5 cm H 13,5 cm  
L 11 cm Wt 5 kg

### 1BC102

VIKING PRESS HANDLE



#### DIMENSIONS

W 69 cm H 9,5 cm  
L 41 cm Wt 8 kg

### 4GRDFC11

Single safety stop



#### DIMENSIONS

W 8 cm H 25 cm  
L 61 cm Wt 6,5 kg

### 4GRDFC5

Combo twist module



#### DIMENSIONS

W 160 cm H 133 cm  
L 125 cm Wt 64 kg

### 4GRDFC9

Dips module



#### DIMENSIONS

W 64 cm H 30 cm  
L 73,5 cm Wt 7 kg

### 4GRDFC3

Squat lunge module



#### DIMENSIONS

W 140 cm H 70,5 cm  
L 132 cm Wt 56 kg

### 4GRDFC6

Jammer module



#### DIMENSIONS

W 142 cm H 105 cm  
L 66 cm Wt 52 kg

### 1BC101

T-BAR ROW HANDLE



#### DIMENSIONS

W 24 cm H 12 cm  
L 23 cm Wt 2,5 kg

## DFC / FIXED PANATTA MODULES

### 1BC100

Power joint module



#### DIMENSIONS

W 14 cm H 10,5 cm  
L 55 cm Wt 4,5 kg

### 4GRDFC32

Lateral fat bar – DFC 184 RIG



#### DIMENSIONS

W 144 cm H 23,5 cm  
L 33 cm Wt 6,5 kg

### 4GRDFC47

Bar storage module



#### DIMENSIONS

W 28 cm H 5 cm  
L 10 cm Wt 1,5 kg

### 7STDFC044V

Lateral fat bar – DFC 184 ELITE/136 EDGE



#### DIMENSIONS

W 123 cm H 26 cm  
L 33 cm Wt 6 kg

### 4GRDFC30

Inclined scale module



#### DIMENSIONS

W 122,5 cm H 110 cm  
L 102,5 cm Wt 30 kg

### 4GRDFC38

Ball target module



#### DIMENSIONS

W 30 cm H 109,5 cm  
L 16,5 cm Wt 11 kg

### 4GRIS17

Disk holder



#### DIMENSIONS

W 7,5 cm H 7,5 cm  
L 16 cm Wt 0,4 kg

### 4GRDFC50

KIT 3 HOOKS FOR ELASTIC BANDS



#### DIMENSIONS

W 3 cm H 3 cm  
L 8 cm Wt 1 kg

### 4GRDFC31

Punching bag module



#### DIMENSIONS

W 8 cm H 56,5 cm  
L 84,5 cm Wt 9 kg

### 4GRDFC42

Climbing rope module



#### DIMENSIONS

W 11 cm H 208 cm  
L 113 cm Wt 22,5 kg

### 7STDFC028V

Battle rope hook module



#### DIMENSIONS

W 8 cm H 14 cm  
L 10 cm Wt 1 kg





### 4GRDFC51

LAT/PULLEY MODULE



**DIMENSIONS**  
W 50 cm H 240 cm  
L 95 cm Wt 150 kg

**STANDARD LOAD**  
Std 100 kg  
1:2 ratio

### 4GRDFC53

DUAL MODULE LEFT



**DIMENSIONS**  
W 20 cm H 240 cm  
L 98 cm Wt 190 kg

**STANDARD LOAD**  
Std 100 kg  
1:4 ratio

### 4GRDFC52

DUAL MODULE RIGHT



**DIMENSIONS**  
W 20 cm H 240 cm  
L 100 cm Wt 190 kg

**STANDARD LOAD**  
Std 100 kg  
1:4 ratio

### 4GRDFC54

DUAL ADJUSTABLE PULLEY FOR DFC



**DIMENSIONS**  
W 135 cm H 240 cm  
L 110 cm Wt 400 kg

**STANDARD LOAD**  
Std 100 +100 kg  
1:4 ratio





# DYNAMIC FUNCTIONAL CAGE INDOOR SMART

DFC SMART è una proposta indoor pensate per l'allenamento cross functional. Possibilità di organizzare circuiti di allenamento mirati al miglioramento dell'agilità e della forza esplosiva e resistente. Tutte le strutture sono made in italy, modulabili e personalizzabili in base alle diverse esigenze di allenamento, spazio e investimento.

DFC SMART is an indoor proposal designed for cross - functional training to organize circuits aimed at improving agility as well as explosive and resistant strength. All structures are made in Italy, modular and customisable to meet any training need, request of space and investment.

FR. DFC SMART est une proposition indoor conçue pour un entraînement cross functional. Possibilité d'organiser circuits d'entraînement visant à améliorer l'agilité et la force explosive et résistante. Toutes les structures sont fabriquées en Italie, modulaires et personnalisables en fonction des différents besoins d'entraînement, d'espace et d'investissement.

ES. DFC SMART es una propuesta indoor pensada para el entrenamiento cross functional. Posibilidad de organizar circuitos de entrenamiento dirigidos a mejorar la agilidad y la fuerza explosiva y resistente. Todas las estructuras son made in italy, modulares y personalizables según las diferentes necesidades de entrenamiento, espacio e inversión.

DE. Es besteht die Möglichkeit, Trainingszirkel zu organisieren, die auf die Verbesserung der Beweglichkeit sowie der Explosiv- und Widerstandskraft abzielen. Alle Strukturen sind Made in Italy, modulierbar und anpassbar an unterschiedliche Trainingsbedürfnisse, Platz und Investierung.

RU. DFC SMART - это предложение в помещении, предназначенное для кросс-функциональной тренировки. Можно организовать тренировочные схемы, направленные на улучшение ловкости, взрывной и упругой силы. Все конструкции изготовлены в Италии, модульные и настраиваемые в соответствии с различными потребностями тренировок, пространством и инвестициями.

AR.  
عجم چل اصي صخ قهصصملا اتي كذل دFC ل ا قصنم  
كفتاج ايتح ا بس ان شل اهل يدعت نكم يو اتي خ ادلا قطانملا  
قبول طملا ا ح اس ممل بس ح و اض ي او اتي بي ردتل  
و تفسس و ركلل طمان عجم چل اصي صخ قهصصم  
قفاش رلا او اتي ندبل او قفا ايل ل ا شاي و تس م نيس ح  
ني فرت حملل اتي بي ردتل ا شاي و تس ممل ا يلا قفاض ا اب  
قمو ا قمل او قوقلا ا عل ع دم ت عت ي تل  
١٠٠٪ ايل ا طيا ا ع انص تا ص ن ممل ا عجم ج  
قفا خ ا كفتي ن ا زيم و ا ح اس ممل ا بس ح اهل يدعت نكم يو  
تا ص ن ممل ا ن م حون ل ا اذل



Find more



# DFC GROUND

1DFC006



\* BARBELLS AND FUNCTIONAL ACCESSORIES NOT INCLUDED

## DIMENSIONS

W	325 cm	H	305 cm	Surface	6,7 sqm	Delivery	Disassembled
L	205 cm			Suggested workout surface	35 sqm	N. of users	6

## INCLUDED ELEMENTS

### MOBILE ELEMENTS

CODE	DESCRIPTION	Q.TY
4GRDFC75SX	SINGLE BARBELL HOOK SX	1
4GRDFC75DX	SINGLE BARBELL HOOK DX	1
4GRDFC76	SINGLE SAFETY STOP	2
4GRDFC74	DIPS	1

### FIXED ELEMENTS

CODE	DESCRIPTION	Q.TY
4GRDFC70	BASE COLUMN	4
7STDFC026V	SINGLE CROSSBAR	2
7STDFC039V	LINK WITH SHORT CROSSBAR L 1716	2
4GRDFC77	BALL TARGET	1
7STDFC028V	BATTLE ROPE HOOK MODULE	1
1BC100	POWER JOINT MODULE	1

# DFC CLIMB

1DFC007



\* BARBELLS AND FUNCTIONAL ACCESSORIES NOT INCLUDED

## DIMENSIONS

W	390 cm	H	400 cm	Surface	15 sqm	Delivery	Disassembled
L	385 cm			Suggested workout surface	40 sqm	N. of users	12

## INCLUDED ELEMENTS

### MOBILE ELEMENTS

CODE	DESCRIPTION	Q.TY
4GRDFC75SX	SINGLE BARBELL HOOK SX	2
4GRDFC75DX	SINGLE BARBELL HOOK DX	2
4GRDFC76	SINGLE SAFETY STOP	4
4GRDFC74	DIPS	1

### FIXED ELEMENTS

CODE	DESCRIPTION	Q.TY
4GRDFC70	BASE COLUMN	6
7STDFC026V	SINGLE CROSSBAR	2
7STDFC039V	LINK WITH SHORT CROSSBAR L 1716	4
4GRDFC77	BALL TARGET	1
4GRDFC71	CLIMBING COLUMN	2
4GRDFC72	CLIMBING CROSSBAR	1
4GRDFC73	LATERAL CLIMBING CROSSBAR	2
7STDFC028V	BATTLE ROPE HOOK MODULE	1
1BC100	POWER JOINT MODULE	1

# DFC TOWER

1DFC008

# DFC RACK WALL

1DFC009



\* BARBELLS AND FUNCTIONAL ACCESSORIES NOT INCLUDED

## DIMENSIONS

W	340 cm	H	400 cm	Surface		23 sqm	Delivery	Disassembled
L	680 cm			Suggested workout surface		50 sqm	N. of users	19

## INCLUDED ELEMENTS

### MOBILE ELEMENTS

CODE	DESCRIPTION	Q.TY
4GRDFC75SX	SINGLE BARBELL HOOK SX	2
4GRDFC75DX	SINGLE BARBELL HOOK DX	2
4GRDFC76	SINGLE SAFETY STOP	4
4GRDFC74	DIPS	2

### FIXED ELEMENTS

CODE	DESCRIPTION	Q.TY
4GRDFC70	BASE COLUMN	10
7STDFO26V	SINGLE CROSSBAR	4
7STDFO39V	LINK WITH SHORT CROSSBAR L 1716	5
4GRDFC77	BALL TARGET	2
7STDFO28V	BATTLE ROPE HOOK MODULE	1
1BC100	POWER JOINT MODULE	1
4GRDFC71	CLIMBING COLUMN	4
4GRDFC72	CLIMBING CROSSBAR	4

\* BARBELLS AND FUNCTIONAL ACCESSORIES NOT INCLUDED

## DIMENSIONS

W	175 cm	H	250 cm	Surface		2,3 sqm	Delivery	Disassembled
L	132 cm			Suggested workout surface		9 sqm	N. of users	3

## INCLUDED ELEMENTS

### MOBILE ELEMENTS

CODE	DESCRIPTION	Q.TY
4GRDFC75SX	SINGLE BARBELL HOOK SX	1
4GRDFC75DX	SINGLE BARBELL HOOK DX	1
4GRDFC76	SINGLE SAFETY STOP	2

### FIXED ELEMENTS

CODE	DESCRIPTION	Q.TY
4GRDFC70	BASE COLUMN	2
7STDFO26V	SINGLE CROSSBAR	3
4GRDFC12	WALL FIXING KIT	2



# DFC WALL CLIMB

1DFC010



## DFC INDOOR SMART / STRUCTURAL ELEMENTS

### 4GRDFC12

Wall fixing kit



#### DIMENSIONS

W 17 cm H 15 cm  
L 0,8 cm Wt 2 kg

### 4GRDFC70

Base column



#### DIMENSIONS

W 17 cm H 250 cm  
L 17 cm Wt 20 kg

### 4GRDFC71

Climbing column



#### DIMENSIONS

W 8 cm H 181 cm  
L 8 cm Wt 17 kg

### 4GRDFC72

Climbing crossbar



#### DIMENSIONS

W 8 cm H 17,5 cm  
L 171,5 cm Wt 12,5 kg

### 4GRDFC73

Lateral climbing crossbar



#### DIMENSIONS

W 8 cm H 30 cm  
L 101 cm Wt 9,5 kg

### 7STDFC026V

Single crossbar



#### DIMENSIONS

W 8 cm H 14 cm  
L 106,5 cm Wt 4 kg

### 7STDFC039V

Link with short crossbar l 1716



#### DIMENSIONS

W 14 cm H 8 cm  
L 171,6 cm Wt 5 kg

## DFC INDOOR SMART / MOBILE ELEMENTS

### 4GRDFC74

Dips



#### DIMENSIONS

W 65,5 cm H 23 cm  
L 85 cm Wt 14 kg

### 4GRDFC75DX

Single barbell hook dx



#### DIMENSIONS

W 8 cm H 21,5 cm  
L 18 cm Wt 2,3 kg

### 4GRDFC75SX

Single barbell hook sx



#### DIMENSIONS

W 8 cm H 21,5 cm  
L 18 cm Wt 2,3 kg

### 4GRDFC76

Single safety stop



#### DIMENSIONS

W 16,5 cm H 25,5 cm  
L 68,5 cm Wt 7,5 kg

\* BARBELLS AND FUNCTIONAL ACCESSORIES NOT INCLUDED

#### DIMENSIONS

W 217 cm H 400 cm Surface Suggested workout surface 10 sqm Delivery Disassembled  
L 450 cm N. of users 10

#### INCLUDED ELEMENTS

##### MOBILE ELEMENTS

CODE	DESCRIPTION	Q.TY
4GRDFC75SX	SINGLE BARBELL HOOK SX	1
4GRDFC75DX	SINGLE BARBELL HOOK DX	1
4GRDFC76	SINGLE SAFETY STOP	2
4GRDFC74	DIPS	1

##### FIXED ELEMENTS

CODE	DESCRIPTION	Q.TY
4GRDFC70	BASE COLUMN	4
7STDFC026V	SINGLE CROSSBAR	8
4GRDFC77	BALL TARGET	1
4GRDFC71	CLIMBING COLUMN	2
4GRDFC72	CLIMBING CROSSBAR	1
4GRDFC73	LATERAL CLIMBING CROSSBAR	2
7STDFC028V	BATTLE ROPE HOOK MODULE	1
1BC100	POWER JOINT MODULE	1
4GRDFC12	WALL FIXING KIT/WALL	6

## DFC INDOOR SMART / FIXED ELEMENTS

### 1BC100

Power joint module



#### DIMENSIONS

W 14 cm H 10,5 cm  
L 55 cm Wt 4,5 kg

### 7STDFC028V

Battle rope hook module



#### DIMENSIONS

W 16,5 cm H 109,5 cm  
L 30 cm Wt 1 kg

### 4GRDFC77

Ball target



#### DIMENSIONS

W 13,5 cm H 69 cm  
L 40 cm Wt 5,5 kg

# DYNAMIC FUNCTIONAL CAGE OUTDOOR

DFC OUTDOOR è la proposta Panatta da esterno per l'allenamento funzionale, calistenico e crosstraining. Dodici le strutture proposte di varie forme e dimensioni. Panatta dà inoltre la possibilità di creare una DFC Outdoor completamente personalizzata realizzata in funzione dello spazio a disposizione e della tipologia di allenamento che si desidera fare.

DFC OUTDOOR is the new Panatta solution for outdoor training; functional, calisthenics and cross-training. It is made of twelve structures of different shapes and sizes. Panatta gives also the chance to build-up your personal DFC Outdoor fully customized depending on the available space and the desired type of training.

FR. DFC OUTDOOR est la proposition Panatta outdoor pour l'entraînement fonctionnel, Calisthenics et Crosstraining. 12 structures standard prédéfinies. Panatta donne également la possibilité de créer un DFC Outdoor entièrement personnalisé en fonction de l'espace disponible et du type d'entraînement souhaité.

ES. DFC OUTDOOR OUTDOOR es la propuesta Panatta de exterior para el entrenamiento funcional, calistenia y crosstraining. Doce estructuras propuestas de diversas formas y dimensiones. Panatta, además, ofrece la posibilidad de crear una DFC Outdoor totalmente personalizada, en función del espacio disponible y del tipo de entrenamiento deseado.

DE. DFC OUTDOOR ist die neue Panatta-Lösung für das Training im Freien: Functional, Calisthenics und Cross-Training. Diese Serie besteht aus zwölf Varianten in verschiedenen Formen und Größen. Panatta bietet Ihnen auch die Möglichkeit, Ihren persönlichen DFC Outdoor Trainingsbereich ganz individuell zu gestalten, je nach verfügbarem Platz und der gewünschten Trainingsart.

RU. DFC OUTDOOR - это система от компании Panatta, устанавливаемая на открытом воздухе для функциональных тренировок, вольных упражнений и кросс-тренинга. Предлагается двенадцать конструкций различных форм и размеров. Panatta также предоставляет возможность создать полностью индивидуальный комплект DFC Outdoor в соответствии с имеющимся пространством и типом тренировки, которую вы хотите проводить.

AR. DFC OUTDOOR هو مشروع من Panatta للهواة المطلق للتدريب الوظيفي، وتعاريف الجمباز، والتدريب المختلط. تم تصميم التي عشر هيكلًا بأشكال وأحجام مختلفة. يوفر Panatta أيضًا إمكانية إنشاء DFC Outdoor مخصص بالكامل وفقًا للمساحة المتاحة ونوع التدريب الذي تريد القيام به.



Find more









## DFC 316 OUTDOOR SQUARE

1CC001



### DIMENSIONS

W 199 cm	H 256 cm	Surface	6,3 sqm
L 316 cm	Wt 180 kg	Suggested training space	20 sqm
Delivery	disassembled	N. of users	6

### INCLUDED ELEMENTS

CODE	DESCRIPTION	Q.TY
4GRCC003	DIPS MODULE - OUTDOOR	1
4GRCC004	STEP-UP BOARD MODULE - OUTDOOR	1
4GRCC007	VERTICAL SCALE MODULE - OUTDOOR	1
7STCC018V	CROSSBAR L.1450 - OUTDOOR	3

## DFC 300 OUTDOOR CLIMB

1CC002\*



### DIMENSIONS

W 170 cm	H 416 cm	Surface	5,1 sqm	N. of users	5
L 300 cm	Wt 178 kg	Suggested training space	18,5 sqm	Delivery	Disassembled

### INCLUDED ELEMENTS

CODE	DESCRIPTION	Q.TY
4GRCC001	BASE COLUMN - OUTDOOR	2
4GRCC009	INCLINED PLANE MODULE - OUTDOOR	1
7STCC018V	CROSSBAR L.1450 - OUTDOOR	2
4GRCC010	CLIMBING COLUMN MODULE - OUTDOOR	2
4GRCC011	CLIMBING CROSSBAR MODULE - OUTDOOR	1

\*BARBELLS AND FUNCTIONAL ACCESSORIES NOT INCLUDED

## DFC 125 OUTDOOR WALL

1CC003\*



### DIMENSIONS

W 116 cm	H 256 cm	Surface	1,5 sqm
L 125 cm	Wt 66 kg	Suggested training space	5 sqm
Delivery	disassembled	N. of users	3

### INCLUDED ELEMENTS

CODE	DESCRIPTION	Q.TY
4GRCC006	SQUAT MODULE - OUTDOOR	1
7STCC015V	CROSSBAR L.1000 - OUTDOOR	2
4GRCC012	WALL FIXING KIT - OUTDOOR	2

\*BARBELLS AND FUNCTIONAL ACCESSORIES NOT INCLUDED

## DFC 556 OUTDOOR POWER

1CC004\*



### DIMENSIONS

W 422 cm	H 256 cm	Surface	23,5 sqm	N. of users	12
L 556 cm	Wt 345 kg	Suggested training space	46,5 sqm	Delivery	Disassembled

### INCLUDED ELEMENTS

CODE	DESCRIPTION	Q.TY
4GRCC003	DIPS MODULE - OUTDOOR	1
4GRCC004	STEP-UP BOARD MODULE - OUTDOOR	1
4GRCC005	PARALLEL BARS MODULE - OUTDOOR	1
4GRCC002	AB BENCH MODULE - OUTDOOR	1
4GRCC006	SQUAT MODULE - OUTDOOR	1
4GRCC009	INCLINED PLANE MODULE - OUTDOOR	1
7STCC018V	CROSSBAR L.1450 - OUTDOOR	4
7STCC015V	CROSSBAR L.1000 - OUTDOOR	1



\* BARBELL AND FUNCTIONAL ACCESSORIES NOT INCLUDED





# DFC 487 OUTDOOR CROSSBRIDGE

1CC005

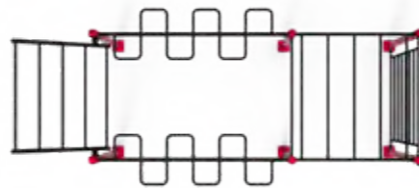


## DIMENSIONS

W	216 cm	H	305 cm	Surface	10,5 sqm	N. of users	7
L	487 cm	Wt	268 kg	Suggested training space	25 sqm	Delivery	Disassembled

## INCLUDED ELEMENTS

CODE	DESCRIPTION	Q.TY
4GRCC001	BASE COLUMN MODULE - OUTDOOR	4
4GRCC007	VERTICAL SCALE MODULE - OUTDOOR	1
7STCC016V	SNAKE CROSSBAR L.2320 - OUTDOOR	2
7STCC020V	HORIZONTAL SCALE MODULE L.1450 - OUTDOOR	1
7STCC018V	CROSSBAR L.1450 - OUTDOOR	1
7STCC019V	INCLINED SCALE MODULE - OUTDOOR	1



# DFC 553 OUTDOOR CROSSBAR

1CC006




## DIMENSIONS

W	376 cm	H	305 cm	Surface	21 sqm	N. of users	13
L	553 cm	Wt	378 kg	Suggested training space	43,5 sqm	Delivery	Disassembled

## INCLUDED ELEMENTS

CODE	DESCRIPTION	Q.TY
4GRCC007	VERTICAL SCALE MODULE - OUTDOOR	1
4GRCC001	BASE COLUMN MODULE - OUTDOOR	4
4GRCC003	DIPS MODULE - OUTDOOR	1
4GRCC004	STEP UP BOARD MODULE - OUTDOOR	1
4GRCC009	INCLINED PLANE MODULE - OUTDOOR	1
7STCC018V	CROSSBAR L.1450 - OUTDOOR	5
7STCC020V	HORIZONTAL SCALE MODULE L.1450 - OUTDOOR	1
7STCC019V	INCLINED SCALE MODULE - OUTDOOR	1



# DFC 862 OUTDOOR BRIDGE

1CC007\*



# DFC 601 OUTDOOR POWER SQUARE

1CC008




## DIMENSIONS

W	426 cm	H	320 cm	Surface	36,5 sqm	N. of users	16
L	862 cm	Wt	442 kg	Suggested training space	65,5 sqm	Delivery	Disassembled

## INCLUDED ELEMENTS

CODE	DESCRIPTION	Q.TY
4GRCC005	PARALLEL BARS MODULE - OUTDOOR	1
4GRCC006	SQUAT MODULE - OUTDOOR	1
4GRCC001	BASE COLUMN MODULE - OUTDOOR	2
4GRCC002	AB BENCH MODULE - OUTDOOR	1
4GRCC003	DIPS MODULE - OUTDOOR	1
4GRCC004	STEP UP BOARD MODULE - OUTDOOR	1
4GRCC009	INCLINED PLANE MODULE - OUTDOOR	1
7STCC018V	CROSSBAR L.1450 - OUTDOOR	5
7STCC015V	CROSSBAR L.1000 - OUTDOOR	1
7STCC017V	HORIZONTAL SCALE MODULE L.2980 - OUTDOOR	1
4GRCC008	BALL TARGET MODULE - OUTDOOR	1

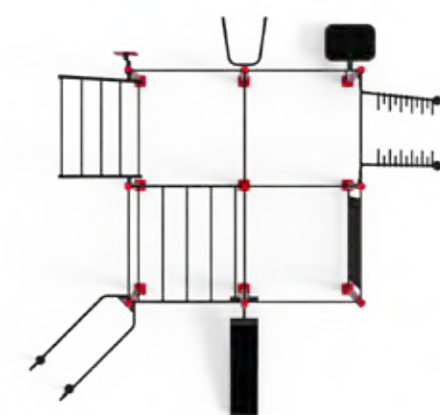


## DIMENSIONS

W	579 cm	H	320 cm	Surface	35 sqm	N. of users	17
L	601 cm	Wt	522 kg	Suggested training space	62,5 sqm	Delivery	Disassembled

## INCLUDED ELEMENTS

CODE	DESCRIPTION	Q.TY
4GRCC003	DIPS MODULE - OUTDOOR	1
4GRCC004	STEP UP BOARD MODULE - OUTDOOR	1
4GRCC002	AB BENCH MODULE - OUTDOOR	1
4GRCC005	PARALLEL BARS MODULE - OUTDOOR	1
4GRCC001	BASE COLUMN MODULE - OUTDOOR	3
4GRCC007	VERTICAL SCALE MODULE - OUTDOOR	1
4GRCC008	BALL TARGET MODULE - OUTDOOR	1
7STCC019V	INCLINED SCALE MODULE - OUTDOOR	1
4GRCC009	INCLINED PLANE MODULE - OUTDOOR	1
7STCC018V	CROSSBAR L.1450 - OUTDOOR	7
7STCC020V	HORIZONTAL SCALE MODULE L.1450 - OUTDOOR	1



\* BARBELL AND FUNCTIONAL ACCESSORIES NOT INCLUDED



# DFC 812 OUTDOOR RIG

1CC009\*

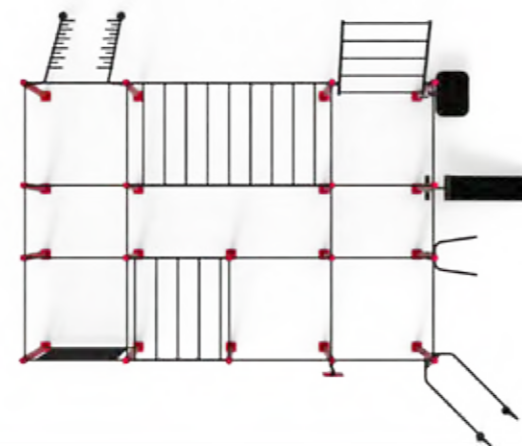


## DIMENSIONS

W	710 cm	H	320 cm	Surface	57,5 sqm	N. of users	30
L	812 cm	Wt	809 kg	Suggested training space	90 sqm	Delivery	Disassembled

## INCLUDED ELEMENTS

CODE	DESCRIPTION	Q.TY
4GRCC007	VERTICAL SCALE MODULE - OUTDOOR	1
4GRCC001	BASE COLUMN MODULE - OUTDOOR	10
4GRCC005	PARALLEL BARS MODULE - OUTDOOR	1
4GRCC003	DIPS MODULE - OUTDOOR	1
4GRCC004	STEP UP BOARD MODULE - OUTDOOR	1
4GRCC002	AB BENCH MODULE - OUTDOOR	1
4GRCC006	SQUAT MODULE - OUTDOOR	1
4GRCC008	BALL TARGET MODULE - OUTDOOR	1
7STCC020V	HORIZONTAL SCALE MODULE L.1450 - OUTDOOR	1
7STCC017V	HORIZONTAL SCALE MODULE L.2980 - OUTDOOR	1
4GRCC009	INCLINED PLANE MODULE - OUTDOOR	1
7STCC019V	INCLINED SCALE MODULE - OUTDOOR	1
7STCC018V	CROSSBAR L.1450 - OUTDOOR	16
7STCC015V	CROSSBAR L.1000 - OUTDOOR	3



\* BARBELL AND FUNCTIONAL ACCESSORIES NOT INCLUDED

# DFC 615 OUTDOOR CORNER

1CC010\*

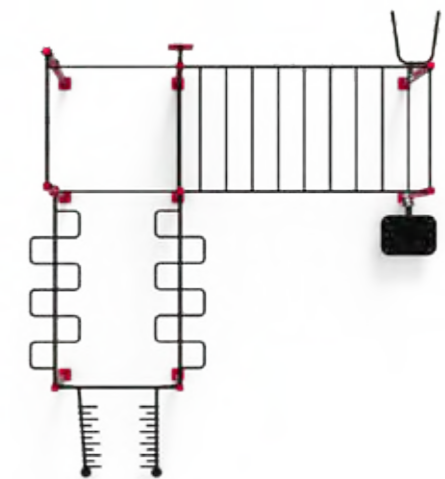


## DIMENSIONS

W	526 cm	H	416 cm	Surface	32 sqm	N. of users	14
L	615 cm	Wt	450 kg	Suggested training space	59 sqm	Delivery	Disassembled

## INCLUDED ELEMENTS

CODE	DESCRIPTION	Q.TY
4GRCC001	BASE COLUMN MODULE - OUTDOOR	2
4GRCC009	INCLINED PLANE MODULE - OUTDOOR	1
7STCC016V	SNAKE CROSSBAR L.2320 - OUTDOOR	2
7STCC018V	CROSSBAR L.1450 - OUTDOOR	3
4GRCC010	CLIMBING COLUMN MODULE - OUTDOOR	2
4GRCC011	CLIMBING CROSSBAR MODULE - OUTDOOR	1
4GRCC007	VERTICAL SCALE MODULE - OUTDOOR	1
4GRCC003	DIPS MODULE - OUTDOOR	1
4GRCC004	STEP UP BOARD MODULE - OUTDOOR	1
7STCC017V	HORIZONTAL SCALE MODULE L.2980 - OUTDOOR	1
4GRCC008	BALL TARGET MODULE - OUTDOOR	1



\* BARBELL AND FUNCTIONAL ACCESSORIES NOT INCLUDED

# DFC 776 OUTDOOR CLIMB TOWER

1CC011\*

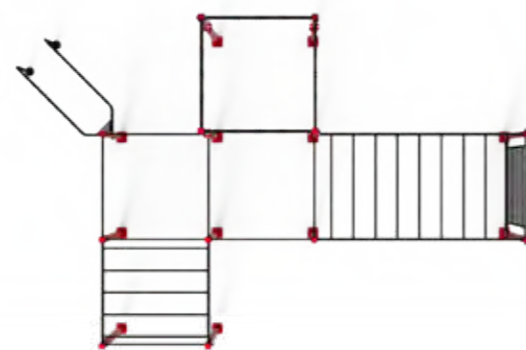


## DIMENSIONS

W	476 cm	H	416 cm	Surface	37,5 sqm	N. of users	15
L	776 cm	Wt	522 kg	Suggested training space	66,5 sqm	Delivery	Disassembled

## INCLUDED ELEMENTS

CODE	DESCRIPTION	Q.TY
4GRCC001	BASE COLUMN MODULE - OUTDOOR	5
4GRCC007	VERTICAL SCALE MODULE - OUTDOOR	1
4GRCC005	PARALLEL BARS MODULE - OUTDOOR	1
4GRCC010	CLIMBING COLUMN MODULE - OUTDOOR	4
4GRCC011	CLIMBING CROSSBAR MODULE - OUTDOOR	4
7STCC020V	HORIZONTAL SCALE MODULE L.1450 - OUTDOOR	1
7STCC017V	HORIZONTAL SCALE MODULE L.2980 - OUTDOOR	1
7STCC018V	CROSSBAR L.1450 - OUTDOOR	7



\* BARBELL AND FUNCTIONAL ACCESSORIES NOT INCLUDED

# DFC 1098 OUTDOOR ALL-AROUND

1CC012\*

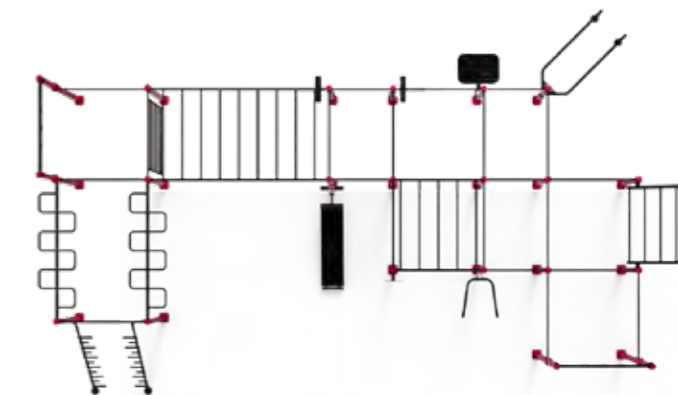


## DIMENSIONS

W	688 cm	H	416 cm	Surface	76 sqm	N. of users	34
L	1098 cm	Wt	974 kg	Suggested training space	105 sqm	Delivery	Disassembled

## INCLUDED ELEMENTS

CODE	DESCRIPTION	Q.TY
4GRCC001	BASE COLUMN MODULE - OUTDOOR	9
4GRCC009	INCLINED PLANE MODULE - OUTDOOR	1
7STCC016V	SNAKE CROSSBAR L.2320 - OUTDOOR	2
7STCC018V	CROSSBAR L.1450 - OUTDOOR	14
4GRCC010	CLIMBING COLUMN MODULE - OUTDOOR	4
4GRCC011	CLIMBING CROSSBAR MODULE - OUTDOOR	2
4GRCC007	VERTICAL SCALE MODULE - OUTDOOR	1
7STCC017V	HORIZONTAL SCALE MODULE L.2980 - OUTDOOR	1
4GRCC006	SQUAT MODULE - OUTDOOR	1
4GRCC002	AB BENCH MODULE - OUTDOOR	1
7STCC015V	CROSSBAR L.1000 - OUTDOOR	4
4GRCC003	DIPS MODULE - OUTDOOR	1
4GRCC004	STEP UP BOARD MODULE - OUTDOOR	1
4GRCC005	PARALLEL BARS MODULE - OUTDOOR	1
7STCC020V	HORIZONTAL SCALE MODULE L.1450 - OUTDOOR	1
4GRCC008	BALL TARGET MODULE - OUTDOOR	1
7STCC019V	INCLINED SCALE MODULE - OUTDOOR	1



\* BARBELL AND FUNCTIONAL ACCESSORIES NOT INCLUDED



## DFC / OUTDOOR ELEMENTS

260

FUNCTIONAL - DFC OUTDOOR

### 4GRCC001

BASE COLUMN - OUTDOOR



#### DIMENSIONS

W 17 cm H 256 cm  
L 17 cm Wt 20 kg

### 4GRCC002

AB BENCH MODULE - OUTDOOR



#### DIMENSIONS

W 41 cm H 256 cm  
L 198 cm Wt 67 kg

### 4GRCC003

DIPS MODULE - OUTDOOR



#### DIMENSIONS

W 64 cm H 256 cm  
L 92 cm Wt 37 kg

### 7STCC015V

CROSSBAR L 1000 - OUTDOOR



#### DIMENSIONS

W 6 cm H 15 cm  
L 100 cm Wt 3 kg

### 7STCC016V

SNAKE CROSSBAR L 2320 - OUTDOOR

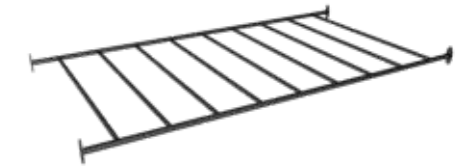


#### DIMENSIONS

W 63 cm H 15 cm  
L 232 cm Wt 22 kg

### 7STCC017V

HORIZONTAL SCALE MODULE L 2980 OUTDOOR



#### DIMENSIONS

W 151 cm H 15 cm  
L 298 cm Wt 52 kg

### 4GRCC004

STEP-UP BOARD MODULE - OUTDOOR



#### DIMENSIONS

W 74 cm H 256 cm  
L 88 cm Wt 52 kg

### 4GRCC005

PARALLEL BARS MODULE - OUTDOOR



#### DIMENSIONS

W 74 cm H 256 cm  
L 197 cm Wt 63 kg

### 4GRCC006

SQUAT MODULE - OUTDOOR



#### DIMENSIONS

W 20 cm H 256 cm  
L 125 cm Wt 54 kg

### 7STCC018V

CROSSBAR L 1450 - OUTDOOR



#### DIMENSIONS

W 6 cm H 15 cm  
L 145 cm Wt 4 kg

### 7STCC019V

SCALA SCALE - OUTDOOR

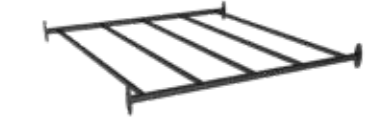


#### DIMENSIONS

W 140 cm H 27 cm  
L 159 cm Wt 36 kg

### 7STCC020V

HORIZONTAL SCALE MODULE L 1450 OUTDOOR



#### DIMENSIONS

W 151 cm H 15 cm  
L 145 cm Wt 28 kg

### 4GRCC007

VERTICAL SCALE MODULE - OUTDOOR



#### DIMENSIONS

W 17 cm H 256 cm  
L 170 cm Wt 79 kg

### 4GRCC008

BALL TARGET MODULE - OUTDOOR

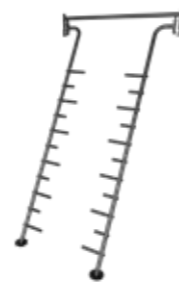


#### DIMENSIONS

W 13 cm H 90 cm  
L 30 cm Wt 10 kg

### 4GRCC009

INCLINED PLANE MODULE - OUTDOOR



#### DIMENSIONS

W 140 cm H 247 cm  
L 145 cm Wt 49 kg

### 4GRCC010

CLIMBING COLUMN MODULE - OUTDOOR



#### DIMENSIONS

W 17 cm H 416 cm  
L 17 cm Wt 34 kg

### 4GRCC011

CLIMBING CROSSBAR MODULE - OUTDOOR



#### DIMENSIONS

W 7 cm H 14 cm  
L 159 cm Wt 11 kg

### 4GRCC012

WALL FIXING KIT - OUTDOOR



#### DIMENSIONS

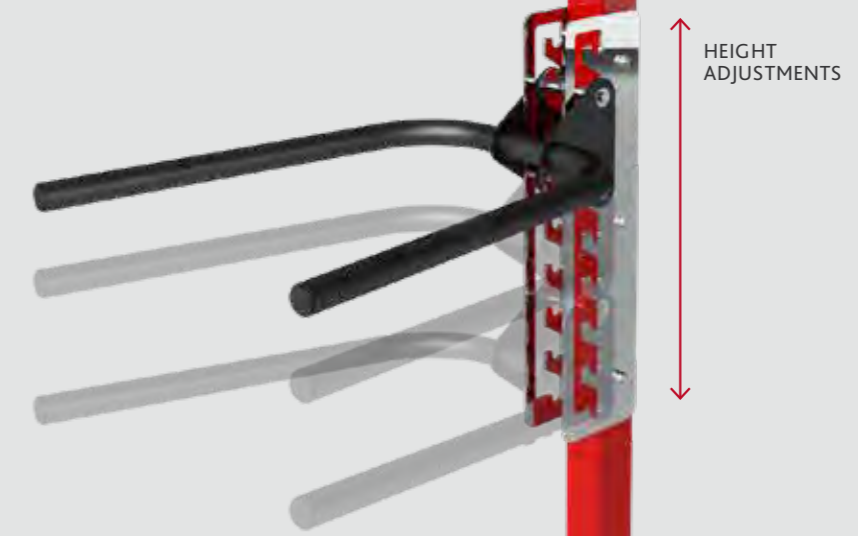
W 0,8 cm H 17 cm  
L 15 cm Wt 1,5 kg

261

FUNCTIONAL - DFC OUTDOOR

PANATTA

## FIXED ADJUSTMENT SYSTEM



HEIGHT ADJUSTMENTS







# FUNCTIONAL ACCESSORIES

POWERED BY PANATTA

## CLAMP COLLARS



**DIAMETER**  
 2CZ1901 50 cm  
 2CZ1911 25 cm

## SUSPENSION TRAINER

2CZ1906



**COLOR**  
 Yellow/Black

## COMPETITION BUMPER



2CZ3005	5 kg	Black	2CZ3020	20 kg	Blue
2CZ3010	10 kg	Green	2CZ3025	25 kg	Red
2CZ3015	15 kg	Yellow			

## PANATTA BLACK BUMPER



2CZ4005	5 kg	2CZ4020	20 kg
2CZ4010	10 kg	2CZ4025	25 kg
2CZ4015	15 kg		

## MICROLOADS



2CZ10005	0,5 kg	Black	2CZ10015	1,5 kg	Blue
2CZ1001	1 kg	Green	2CZ1002	2 kg	Red

## WALL BALL



2CZ5004	4 kg	2CZ5008	8 kg
2CZ5006	6 kg	2CZ5010	10 kg



**SLAM BALL**

Color: black



2CZ6003	3 kg	2CZ6009	9 kg	2CZ6018	18 kg
2CZ6005	5 kg	2CZ6012	12 kg	2CZ6020	20 kg
2CZ6007	7 kg	2CZ6015	15 kg		

**OLYMPIC STEEL KETTLEBELL**

Color: based on the weight



2CZ8008	8 kg	2CZ8020	20 kg	2CZ8032	32 kg
2CZ8012	12 kg	2CZ8024	24 kg		
2CZ8016	16 kg	2CZ8028	28 kg		

**GUN-EX COBRA BASIC KIT 300**

2CZ109



Cobra ropes 5,5 m	n° 2	Anchor strap	n° 1
Lockable wire carabiner	n° 2	Hip-belt	n° 1
Maillon carabiner	n° 2	Training manual	n° 1

**MED BALL**

Color: based on the weight



2CZ7002	2 kg	2CZ7005	5 kg	2CZ7008	8 kg
2CZ7003	3 kg	2CZ7006	6 kg	2CZ7009	9 kg
2CZ7004	4 kg	2CZ7007	7 kg	2CZ7010	10 kg

**VINYL KETTLEBEL**

Color: based on the weight



2CZ9004	4 kg	2CZ9010	10 kg	2CZ9020	20 kg
2CZ9006	6 kg	2CZ9012	12 kg		
2CZ9008	8 kg	2CZ9016	16 kg		

**HEXAGONAL DUMBBELLS**

Color: Black



2CZ200025	2 kg	2CZ20020	20 kg	2CZ200375	37,5 kg
2CZ20005	5 kg	2CZ200225	22,5 kg	2CZ20040	40 kg
2CZ200075	7 kg	2CZ20025	25 kg	2CZ200425	42,5 kg
2CZ20010	10 kg	2CZ200275	27,5 kg	2CZ20045	45 kg
2CZ200125	12,5 kg	2CZ20030	30 kg	2CZ200475	47,5 kg
2CZ20015	15 kg	2CZ200325	32,5 kg	2CZ20050	50 kg
2CZ200175	17,5 kg	2CZ20035	35 kg		

**BATTLE ROPE**

2CZ1905



COLOR	DIMENSION
Black	L 15 m Ø 3,8 cm

**RINGS**

2CZ1900



MADE IN WOOD

**PUNCHING BAG**

2CZ1909



COLOR	MADE IN LEATHER
Black	

**SKIP ROPE 2CZ1906**

2CZ1907



COLOR
Black

**SET LATEX BAND**

2CZ1908



RESISTANCE	7-15 kg	W	2,3 cm	Red
RESISTANCE	10-30 kg	W	2,1 cm	Black
RESISTANCE	15-40 kg	W	3,2 cm	Purple
RESISTANCE	23-57 kg	W	4,5 cm	Green
RESISTANCE	30-80 kg	W	6,4 cm	Blue
RESISTANCE	40-105 kg	W	10,2 cm	Orange

**PLYO BOX**

2CZ1910



MADE IN WOOD





### CLIMBING ROPE

2CZ1904



DIMENSION  
L 5 m  
Ø 3,8 cm

### SPRINT TRACK | 2X12M 15MM


2CZST01



Weight	44,4 kg ± 10%	Length	12 m ± 2%
Width	2 m ± 2%	Thickness	15 mm ± 10%

### ANKLET STRAP FOR CABLES

2CZ1621





# PANATTA INSIDE

Inside nasce con l'obiettivo di consentire all'utente e al trainer la più vasta gamma di esercizi possibile nei più diversi campi di applicazione: functional, isotonic tradizionale, preparazione atletica, riabilitazione, posturale. L'estrema versatilità e le innumerevoli funzionalità dell'attrezzo ne fanno inoltre strumento ideale per l'attività del Personal Trainer che sarà così in grado di offrire al cliente workout sempre nuovi e sempre più stimolanti.

Inside was created with the goal of allowing the user and the trainer the widest possible range of exercises in various fields of application: functional, traditional isotonic, athletic training, rehabilitation, postural. The versatility and the many features of the tool also make it ideal for the activity of the Personal Trainer who will then be able to offer customers new workout ever and increasingly challenging.

FR. Inside a été conçue dans le but d'assurer à l'utilisateur et au coach le plus large éventail possible d'exercices dans divers domaines d'application : fonctionnel, musculation, préparation physique, réhabilitation, exercices posturaux. La polyvalence et les nombreuses fonctionnalités de l'appareil rendent cette machine idéale pour l'activité du coach, en proposant aux utilisateurs des entraînements différents et stimulants.

ES. Inside se fundó con el objetivo de permitir al usuario y al entrenador el mayor número posible de ejercicios en diversos campos de aplicación: funcional, isotónico tradicional, preparación atlética, rehabilitación, postural. La extrema versatilidad y las innumerables funcionalidades de la máquina, la convierten e dun instrumento ideal para la actividad del entrenador personal, el cual será capaz de aprees a los clientes un workout siempre nuevo y cada vez más estimulante.

DE. Die Panatta Inside wurde entwickelt mit dem Ziel, dem Benutzer und dem Trainer die größtmögliche Palette an Übungen in den unterschiedlichsten Anwendungsbereichen zu ermöglichen: Funktionales, klassisches Training sowie im Bereich der Sport- Rehabilitation. Die extreme Vielseitigkeit und die unzähligen Funktionen machen dieses Gerät zum idealen Begleiter eines Personal Trainers, der so seinen Kunden stets neue und immer motivierende Workouts bieten kann.

RU. Inside был создан с целью предоставить возможность, как пользователю, так и тренеру выполнять широкий спектр упражнений в зависимости от потребностей: функциональной, традиционно силовой, спортивной тренировки, реабилитации, коррекции осанки. Универсальность и многие другие особенности этого тренажера делают его идеальным для персональных тренеров, которые смогут предложить клиентам новые упражнения со все более разнообразными задачами.

AR. موضوعه بهدف السماح للمستخدم والمدرّب على أوسع نطاق ممكن من التدرّيات في مختلف مجالات التطبيق: فعالة، قوة تقليدية، والإعداد الرياضي، وإعادة التأهيل، الوضعي، الإمكانيات والفعاليات المتعددة للجهاز يجعله مثالي لأنشطة المدرّب الشخصي الذي بدوره سيقدّم للزبون تمارين جديدة و منشطة.

AR.



Find more

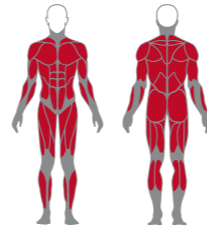


**INSIDE**  
YOUR FUNCTIONAL FREEDOM




# INSIDE

- 11N101 INSIDE
- 11N201 INSIDE - PULL BENCH
- 11N202 INSIDE - PUSH BENCH
- 11N203 INSIDE - STEP
- 11N301 INSIDE - RACK
- 11N401 EDUCATIONAL KIT



## INSIDE YOUR TRAINING

THE RIGHT TRAINING FOR EVERYONE



- 1 / FUNCTIONAL
- 2 / STRENGTH
- 3 / SPORT
- 4 / REHAB
- 5 / POSTURAL

## INSIDE YOUR FREEDOM

FREE TO CHOOSE HOW TO WORKOUT



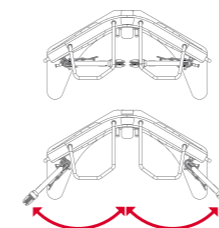
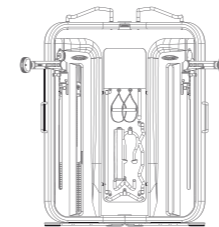
- 1 / SINGLE
- 2 / DOUBLE
- 3 / SMALL GROUP
- 4 / CIRCUIT

## INSIDE YOUR SPACE

MAXIMUM IN MINIMUM SPACE

### 3 SOLUTIONS IN 1

- + dual adjustable pulley
- + cable crossover
- + single cable machines



### 3 EXTERNAL TOOLS



Pull bench    Step    Push bench

### FULL OPTIONAL WALL

- ▶ 2 combo dual handgrips
- ▶ swing bar
- ▶ straight bar
- ▶ curl bar
- ▶ waist belt
- ▶ triceps rope
- ▶ pressdown bar
- ▶ multi exercise bar

<b>DIMENSIONS</b>		<b>LOAD</b>		<b>CABLE LENGTH 4 M</b>		<b>EASY STEP</b>	
W	95 cm	H	230 cm	Std	120 kg	2 DOCKS FOR SUSPENSION TRAINING ACCESSORIES	
L	175 cm	Wt	610 kg	Opt	150 kg	1:4 RATIO COMBO DUAL HANDGRIPS	



# DUAL ADJUSTABLE PULLEY

Attrezzo versatile e di facile uso consente di eseguire vari tipi di allenamento: functional training, preparazione atletica, riabilitazione e ginnastica posturale. Grazie alle regolazioni in altezza ed allo snodo free motion 360° si adatta a qualsiasi tipologia di utente.

Versatile and easy equipment, allows the user to perform various types of exercise: functional training, athletic training, rehabilitation and postural training. Thanks to the height adjustments and to the free motion joint 360° the equipment fits to any type of user.

FR. Machine polyvalente et facile à utiliser permettant d'exécuter différents types d'entraînements : fonctionnels, préparation physique, rééducation et gymnastique posturale. Grâce aux réglages en hauteur et à la rotation free motion 360° de la poulie, la machine s'adapte à tout type d'utilisateur.

ES. Máquina versátil y de utilizzo sencillo que permite ejecutar varios ejercicios de entrenamiento: functional training, preparación atlética, rehabilitación y gimnástica postural. Gracias a los ajustes en altura y a la junta free motion 360° se adapta a toda tipología de usuario.

DE. Ein vielseitiges und leicht einsetzbares Trainingsgerät. Damit lassen sich fachspezifisches Training, athletische Vorbereitung und für die Rehabilitation viele weiteren Übungen ausführen. Dank der optimalen Einstellmöglichkeiten in seiner Höhe und deren beweglichen Arme passt sich das Gerät zu 360° an sämtliche Bedürfnisse der Benutzer an.

RU. Универсальный тренажёр, простой в использовании, позволяющий выполнять различные виды тренировок: функциональный фитнес-тренинг, спортивные тренировки, восстановительная и постуральная гимнастика. Благодаря регулировке по высоте и шарниру, свободно вращающемуся на 360°, он легко подстраивается под любого пользователя.

AR. جهاز متنوع وسهل الاستخدام يسمح بالقيام بمختلف أنواع التمارين: تدريب عملي، إعداد رياضي، إعادة تأهيل ورياضة بدنية. بفضل عناصر الضبط للارتفاع والحركة الخالية من المفصلات على 360 درجة فهو يناسب أي نوع من المستخدمين.

AR.

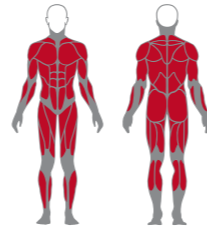


Find more



# DUAL ADJUSTABLE PULLEY

1FE123 FULL VERSION  
1FE122 SMART VERSION




FULL VERSION

SMART VERSION

## BIOMECHANICS

VERSATILE AND EASY EQUIPMENT



WALL - SMART VERSION



JOINT FREE MOTION 360°



DYNAMIC REGULATION SYSTEM

## MORE THAN 200 EXERCISES

VARIOUS TYPES OF TRAINING



1 / UPPER



2 / LOWER



3 / CORE



4 / SPORT

## FULL VERSIONS

FULL OPTIONAL WALL

### DESCRIPTIVE TABLE

+ 16 movements



### 8 ACCESSORIES

- ▶ 2 combo dual handgrips 2CZ1603
- ▶ swing bar 2CZ1604
- ▶ waist bar 2CZ1605
- ▶ curl bar 2CZ1606
- ▶ straight bar 2CZ1607
- ▶ triceps rope 2CZ1430
- ▶ multi-exercise bar 2CZ1608
- ▶ pressdown bar 2CZ1609



#### DIMENSIONS (machine)

W 150 cm H 235 cm  
L 120 cm Wt 400 kg

#### 2 INDEPENDENT WEIGHT COLUMNS

Std single column 100 kg - total 200 kg  
Opt single column 120 kg - total 240 kg

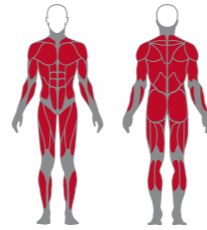
#### SPECIFICATION

Cable Length 4m  
Ratio 1:4





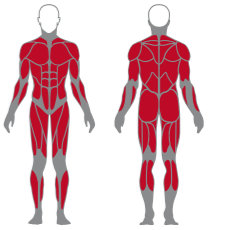
# DUAL ADJUSTABLE PULLEY SPECIAL

1FE122SR



# DUAL ADJUSTABLE PULLEY PT

1HF001



DIMENSIONS (machine)		2 INDEPENDENT WEIGHT COLUMNS		SPECIFICATION	
W	135 cm	H	230 cm	Std	100 kg
L	190 cm	Wt	425 kg	Opt	120 kg

Cable Length	4m
Ratio	1:4

DIMENSIONS (machine)		2 INDEPENDENT WEIGHT COLUMNS		STANDARD ACCESSORIES	
W	180 cm	H	235 cm	Std	100+100 kg
L	55 cm	Wt	360 kg	Ratio	1:4
				Cable Length	4 m

2 Combo dual handgrips
------------------------



# PANATTA KIDS SYSTEM

## ENERGIA, GIOCO, SPORT e DIVERTIMENTO

Formula originale per far divertire i bambini, facendogli recuperare l'opportunità di fare sport in funzione di una crescita armonica. Ambiente stimolante e divertenti attrezzature permettono di eseguire, in massima sicurezza, dei percorsi di apprendimento motorio sotto forma di gioco, nel rispetto della creatività del fanciullo.

## ENERGY, PLAY, SPORT and FUN

An original formula geared towards fun that gives children the opportunity to do sport to ensure their harmonious growth. A stimulating environment and fun-to-use equipment that allow children to engage in motor learning activity in the form of play, fully respecting the child creativity.

## FR. ENERGIE, JEU, SPORT et DIVERTISSEMENT

Idée originale pour amuser les enfants, tout en leur donnant l'opportunité de faire du sport afin de leur garantir une croissance équilibrée. Un environnement stimulant et des appareils amusants permettent d'effectuer, en toute sécurité, des parcours d'apprentissage moteur sous forme de jeu, tout en respectant la créativité de l'enfant.

## ES. ENERGÍA, JUEGO, DEPORTE y DIVERSIÓN

Original fórmula para asegurar la diversión de los niños, permitiéndoles recuperar la oportunidad de hacer deporte para un crecimiento armónico. Ambiente estimulante y divertidos equipamientos permiten efectuar, con la máxima seguridad, recorridos de aprendizaje motor en forma de juego, respetando la creatividad del niño.

## DE. ENERGIE, SPIEL, SPORT und SPASS.

Eine Formel, mit der Kindern auf spielerische Weise die Möglichkeit zum Sport treiben als Unterstützung ihres körperlichen Wachstums gegeben wird. In einer harmonischen Umgebung können an diesen unterhaltsamen Geräten mit höchster Sicherheit motorische Lerneinheiten in spielerischer Form unter Wahrung der Kreativität des Kindes unternommen werden.

## RU. ЭНЕРГИЯ, ИГРА, СПОРТ и РАЗВЛЕЧЕНИЕ

Оригинальная формула для развлечения детей, предоставляющая им возможность заниматься спортом в соответствии с гармоничным ростом. Стимулирующая среда и интересное оборудование дают им возможность в максимальной безопасности выполнять двигательные упражнения в игровой форме, с учётом творческих способностей ребёнка.

## AR.

### طاقة ولعب ورياضة ولهو

صيغة أصلية للهو للأطفال، وتمكينهم من استعادة فرصة ممارسة الرياضة حسب النمو المناسب. بيئة مشجعة ومعدات مرحة. تسمح من تنفيذ مسارات تعلم الحركة عن طريق اللعب وضمن احترام إبداع الطفل.



Find more



**PANG MACHINE**

1KD1



DIMENSIONS		LOAD
W 85 cm	H 150 cm	Std 25 kg
L 180 cm	Wt 97 kg	

**MAX MACHINE**

1KD3



DIMENSIONS		LOAD
W 85 cm	H 150 cm	Std 25 kg
L 185 cm	Wt 95 kg	

**KITO MACHINE**

1KD2



DIMENSIONS		LOAD
W 85 cm	H 150 cm	Std 25 kg
L 180 cm	Wt 85 kg	

**LUIZ MACHINE**

1KD4



DIMENSIONS		LOAD
W 75 cm	H 150 cm	Std 25 kg
L 220 cm	Wt 105 kg	

**YUMI MACHINE**

1KD5



DIMENSIONS		LOAD
W 65 cm	H 95 cm	
L 100 cm	Wt 25 kg	

**CLIMBER**

1KD7



DIMENSIONS		LOAD
W 110 cm	H 182 cm	
L 110 cm	Wt 70 kg	

**ALEX RUNNER**

1KD6



DIMENSIONS		LOAD
W 70 cm	H 110 cm	
L 170 cm	Wt 50 kg	

**PUNCHING BAG**

2CZ1541 PRO BAG +1KD18 KIDS SOFT BAG



DIMENSIONS		LOAD
W 65 cm	H 170 cm	
L 65 cm	Wt 15,5 kg	



**CUBE**

1KD9+1kd13 (tools)

**DIMENSIONS**

W	82 cm	H	82 cm
L	82 cm	Wt	37 kg

**OTHER KIDS CODES**

1KD14	1 sqm Green Pvc Floor Thickness 9mm - Standard: 42 pcs.
1KD16	1 sqm Play Track Thickness 9Mm Pvc: Colour Yellow, Orange, Red, Blue - Standard: 7+7+8+8 pcs.
1KD201	Trolley For Kids Machines



KIDZMONDO  
CHILDREN'S EDUTAINMENT CENTERS  
MIDDLE EAST



RACEWALKER

PANATTA

Worldwide Fitness Company

# PANATTA RACE WALKER

Panatta protagonista della nuova tendenza del group training: il WALKING. Un tappeto a resistenza meccanica, stabile, compatto e dal design moderno, nato dall'esperienza Panatta. Permette di replicare il movimento naturale della camminata in modo fluido e sicuro.

Panatta is a key player in the new trend of group training: WALKING. A mechanical resistance treadmill, stable, compact, featuring modern design, born of the experience of Panatta. Makes it possible to replicate the natural movement of walking in a fluid and safe manner.

FR. Panatta acteur de la nouvelle tendance du group training: le WALKING. Un tapis à résistance mécanique, stable, compact au design moderne, né de l'expérience Panatta. Il permet de reproduire le mouvement naturel de la marche de façon fluide et sûr.

ES. Panatta protagonista de la nueva tendencia del entrenamiento en grupo: el WALKING. Un tapete de resistencia mecánica, estable, compacto y con un moderno diseño, nacido de la experiencia Panatta. Permite replicar el movimiento natural de caminar en manera fluida y segura.

DE. Panatta ist führend beim neuen Trend des Gruppentrainings: dem WALKING. Ein Laufband mit mechanischem Widerstand, stabil, kompakt und mit modernem Design. Es erlaubt das Nachahmen der natürlichen Bewegung des Gehens auf sanfte und sichere Art.

RU. Panatta является лидирующей компанией, занимающейся новой тенденцией групповых тренировок: WALKING. Ковёр, отличающийся механической прочностью, стабильностью, компактностью и современным дизайном, родился благодаря опыту, накопленному Panatta. Он позволяет повторять естественное движение ходьбы плавным и безопасным образом. Занимает мало места.

AR.

تعتبر شركة Panatta من أوائل الشركات التي تبنت الاتجاه الجديد المعروف باسم group training : ألا وهو الـ WALKING. بساط ذات مقاومة ميكانيكية ومستقر وصلب وذات تصميم حديث ونابع من خبرة شركة Panatta.



YANA SMITH KUZNETSOVA  
TOP 10 MISS OLYMPIA,  
2X ARNOLD CLASSIC EUROPE,  
19X IFBB ELITE PRO CHAMPION



Find more

# RACE WALKER

1CF60



RESISTANCE ADJUSTMENT



ADJUSTMENTS



SPACE-SAVING



# RACE WALKER SPECIAL

1CF61



SMARTPHONE SUPPORT



ADJUSTMENTS




SPACE-SAVING



<b>DIMENSIONS (closed)</b>		<b>DIMENSIONS (open)</b>		<b>MACHINE WEIGHT</b>		93 kg	
W	81 cm	H	150 cm	W	81 cm	H	150 cm
L	63 cm	Wt	93 kg	L	150 cm	Wt	93 kg
<b>TREADMILL SURFACE (LxW)</b>				42x128 cm			
<b>AVAILABLE COLORS</b>				See Atelier section			

<b>DIMENSIONS (closed)</b>		<b>DIMENSIONS (open)</b>		<b>MACHINE WEIGHT</b>		90 kg	
W	70 cm	H	155 cm	W	70 cm	H	145 cm
L	65 cm	Wt	90 kg	L	155 cm	Wt	90 kg
<b>TREADMILL SURFACE (LxW)</b>				42x128 cm			
<b>AVAILABLE COLORS</b>				See Atelier section			





Find more

## BODY PUMP PUMP RACK / SET OF WEIGHT AND BARBELLS

PUMP RACK / 1AB309



### SET OF WEIGHTS

DIMENSIONS		CODE	N.	WEIGHT	THICKNESS	DIAMETER
W	115 cm	2CZ1265	2	5 kg	6 cm	25 cm
L	60 cm	2CZ1262	2	2 kg	4,5 cm	25 cm
		2CZ1261	2	1 kg	4 cm	25 cm

### SOFT BARBELLS

1BC55



### SOFT BARBELLS

DIMENSIONS		WEIGHT	DIAMETER
W	55 cm	1,8 kg	25 cm
L	130 cm		
	H		
	Wt		

### AEROBIC WEIGHTS DUMBBELLS / DUMBBELLS RACK

DUBMBELL RACK / 1AB306

STANDARD COMBINATION FOR AEROBIC DUMBBELL RACK:

N.60	2CZ1361	>	1 kg
N.20	2CZ1362	>	2 kg
N.8	2CZ1363	>	3 kg
N.6	2CZ1364	>	4 kg
N.6	2CZ1365	>	5 kg



### DUMBBELLS RACK

DUMBBELLS RACK		DUMBBELLS	Weight
W	94 cm	2CZ1361	1 KG
L	48 cm	2CZ1362	2 KG
	H	2CZ1363	3 KG
	Wt	2CZ1364	4 KG
		2CZ1365	5 KG



**SMARTSTEP PRO**

2CZ1200

**SMARTSTEP PRO (1 DECK + 4 RISERS)**

W 106 cm H 5 cm / 15 cm with 4 risers  
L 42 cm

**COMFORT MAT**

2CZ1530

**DIMENSIONS**

W 60 cm H 0,8 cm  
L 140 cm

**FIT BALL**2CZ0055  
2CZ0065**DIAMETER**

2CZ0055 55 cm  
2CZ0065 65 cm

**PRO BAG**

2CZ1541

**BOXING GLOVES**

2CZ1522



2CZ1541

**ADJUSTMENTS**  
HEIGHT 3  
170 CM / 185 CM / 200 CM  
DIAMETER 60 CM  
WEIGHT 18 KG

**TANNING CREAM**

2CZ6



TANNING CREAM 100 gr

**WALLBAR**

2CZ107

2CZ108



**DIMENSIONS DOUBLE MODULE**  
**DIMENSIONS SINGLE MODULE**

180x250 cm  
90x250 cm



PARADOR  
FITNESS CENTER  
GERMANY



# INTERIOR DESIGN YOUR SPACE

Con gli arredi firmati Panatta, forme, colori e materiali definiscono ambienti piacevoli ed eleganti. In linea con le ultime tendenze di design, Panatta propone uno stile in grado di rispecchiare la filosofia del club e di generare un'immediata sensazione di comfort e praticità.

With the furnishings provided by Panatta, shapes, colours, and materials define a pleasant and elegant environment. In line with the latest design trends Panatta proposes a style that reflects the club's philosophy and gives an immediate sensation of comfort and practicality.

FR. Avec les vestiaires signés Panatta, les formes, les couleurs et les matériaux caractérisent des environnements agréables et élégants. Dans la ligne des dernières tendances du design, Panatta propose un style qui reflète la philosophie du club et qui génère une sensation immédiate de confort et un caractère fonctionnel.

ES. Con las decoraciones de la marca Panatta las formas, los colores y los materiales definen ambientes placenteros y elegantes. En línea con las últimas tendencias de diseño, Panatta propone un estilo capaz de reflejar la filosofía del club y generar una inmediata sensación de comodidad y practicidad.

DE. Mit Einrichtungen aus dem Hause Panatta werden durch Formen, Farben und Materialien angenehme und elegante Räume definiert. Entsprechend der neuesten Designtrends bietet Panatta einen Stil, der die Philosophie des Clubs widerspiegelt und sofort das Gefühl von Komfort und Zweckmäßigkeit erzeugt.

RU. Созданный компанией Panatta интерьер, формы, цвета и материалы придают помещениям приятный вид и элегантность. В соответствии с последними тенденциями дизайна компания Panatta предлагает стиль, который может отразить философию клуба и сразу же создать чувство комфорта и практичности.

AR.

الأشكال والألوان والمواد تُحدّد معالم البيئات الممتعة والأنيقة من خلال الأثاث الذي يحمل ماركة Panatta. قامت شركة Panatta، انطلاقاً من الإلهامات الأخيرة للتصميم، بعرض طراز جديد قادر على تلبية فلسفة النادي وخلق إحساس فوري بالراحة والعملية.

## HALF-DOOR LOCKERS / ARMADIETTI

Horizontal cut / ANTA CORTA

2AS101

2AS102



TWO SECTIONS

FOUR SECTIONS

## HALF-DOOR LOCKERS / ARMADIETTI

"S" CUT / Taglio ad "S"

2AS001

2AS002



TWO SECTIONS

FOUR SECTIONS

## FULL-DOOR LOCKERS / ARMADIETTI

full-door lockers / ANTA lunga

2AS201

2AS202



ONE SECTION

TWO SECTIONS

## CORNER LOCKERS / ARMADIETTI

corner

2AS051



**BENCHES / PANCHE**

smart version / versione smart

2AS011 (1m)                      2AS011 + 2AS011 (1m)  
 2AS013 (2m)                      2AS013 + 2AS013 (2m)



FRONT

FRONT + BACK

**BENCHES / PANCHE**

Full version / versione full

2AS010 (1m)                      2AS010 + 2AS010 (1m)  
 2AS012 (2m)                      2AS012 + 2AS012 (2m)



FRONT

FRONT + BACK

**MIRRORS / SPECCHI**

2AS053                      2AS052



MIRROR UNIT

MIRROR

**MIRRORS / SPECCHI**

2AS054



MIRROR

**SECURITY BOXES**

CRASH HELMET HOLDER / PORTACASCHI

2AS007                      2AS008



SINGLE MODULE

DOUBLE MODULE

**SECURITY BOXES**

STORAGE BOX FOR VALUABLE ITEMS / PORTAVALORI

2AS004                      2AS005



SINGLE MODULE

DOUBLE MODULE

**LOCKING SYSTEM /  
TIPOLOGIA DI CHIUSURA**

PADLOCK LOCKING SYSTEM / CHIUSURA A LUCCHETTO

Other locking systems available on demand / optional



## COMPARATIVE TABLE



TYPE TIPOLOGIA	Half-door Anta corta		"S" shaped cut Anta ad S		Full-door Anta lunga		Corner lockers Angoliera	Storage box Portavalori		Helmet holder Portacaschi		Mirror Specchiera	Mirror unit Mob. Spec.
Length Lunghezza (cm)	40	80	46,5	90,5	40	80	84	37,5	73	37,5	73	80	80
Height Altezza (cm)	200	200	200	200	200	200	200	162	162	162	162	192	200
Depth Profondità (cm)	56	56	56	56	56	56	84	39	39	39	39		54,5
Diagonal Diagonale (cm)							99						
Thickness Spessore (cm)												1,8	
Modules Moduli	2	4		4	1	2		10	20	5	10		
Shelf Mensola		X	X	X	X	X						X	X
Electrical outlet Attacco corrente													X
Interruttore													X
Faretti													2
Code Codice	2AS101L	2AS102L		2AS002L		2AS202L	2AS051L	2AS004L 2AS005L	2AS007L 2AS008L	2AS052		2AS053	



TYPE TIPOLOGIA	Smart Smart				Full Full			
Modules Modulo	front fronte	front/back fronte/retro	front fronte	front/back fronte/retro	front fronte	front/back fronte/retro	front fronte	front/back fronte/retro
Length (cm)	103	103	201	201	103	103		201
Height (cm)	45,5	45,5	45,5	45,5	179,5	179,5		179,5
Depth (cm)	40	80	40	80	43	86		86
Code Codice	2AS011	2AS011+2AS011		2AS013+2AS013	2AS010	2AS010+2AS010		2AS012+2AS012

### COLOURS / COLORI

#### STANDARD COLOURS




Wengé Walnut Oak Larch Grey Elm Sand Anthracite Silver

#### OPTIONAL COLOURS (min quantity: 10 PIECES)



Pale Blue Acid Green Orange Red Fucsia



# GYM FLOOR

Panatta ha selezionato una pavimentazione professionale indoor ed outdoor per tutte le strutture sportive. Pavimentazione Made in Italy, antitrauma, antishock e destinata a durare nel tempo. Certificata EN-1177.

Panatta has selected professional flooring for indoor and outdoor and for all sport facilities. Made in Italy, anti-shock and made to last over the time, Certified EN-1177.

FR. Panatta a sélectionné des sols professionnels pour intérieurs et extérieurs, adaptés à toutes les installations sportives. Revêtement de sol Made in Italy, anti-traumatismes, anti-chocs et destiné à résister dans le temps. Certifié EN-1177.

ES. Panatta ha seleccionado un suelo profesional interior y exterior para todas las instalaciones deportivas. Pavimentación Made in Italy, antitrauma, antishock y destinada a durar en el tiempo. Certificata EN-1177.

DE. Panatta bietet Ihnen professionelle Bodenbeläge für den Innen-und Außenbereich und alle Einsatzzwecke in Ihrem Studio oder Sportanlage an. Hergestellt in Italien, in bester Qualität und dem Ziel großer Langlebigkeit. Zertifiziert DIN EN 1177.

RU. Компания Panatta выбрала профессиональные напольные покрытия для внутреннего и наружного применения для всех спортивных сооружений. Напольные покрытия «Сделано в Италии», противотравматичные, противоударные и рассчитанные на долгий срок службы. Сертификация согласно EN-1177.

AR.

اخترت Panatta ارضيات داخلية وخارجية احترافية لجميع المرافق الرياضية. ارضيات مصنوعة في إيطاليا ومضادة للصدمات ومضادة للاصابات ومصممة لتدوم مع مرور الوقت. معتمدة لشهادة EN-1177.

## ECOGYM TOP INDOOR



### 2CZC02 DIMENSIONS

W 100 cm  
L 100 cm  
H 1 cm

Colour black  
Without grout line

2CZC02

H 1 cm

### 2CZC03 DIMENSIONS

W 100 cm  
L 100 cm  
H 2 cm

Colour black  
Without grout line

2CZC03

H 2 cm

### 2CZC04 DIMENSIONS

W 100 cm  
L 100 cm  
H 3 cm


Colour black  
Without grout line

2CZC04

H 3 cm

## ECOGYM ROLL

### BLACK ROLL | 8 mm




### 2CZC08 DIMENSIONS

W 125 cm  
L 800 cm  
H 8 mm

Colour black


## ECOGYM - OUTDOOR



50x50 cm

50x100 cm

### COLORS



### 2CZC05 DIMENSIONS

W 50 cm  
L 50 cm  
H 5 cm

Colour black, brick-red, matt grey, matt blue, matt green, without grout line

### 2CZC06 DIMENSIONS

W 50 cm  
L 100 cm  
H 5 cm

Colour black, brick-red, matt grey, matt green, matt blue, without grout line

### BLACK + EPDM 20% | 8 mm




epdm blue  
RAL 5012

epdm yellow  
RAL 1018

epdm red  
RAL 3016



epdm grey  
RAL 7040



epdm green  
RAL 6017

### 2CZC09 DIMENSIONS

W 125 cm  
L 800 cm  
H 8 mm

Colour black + epdm 20% blue/yellow/red/grey/green



Find more





Worldwide Fitness Company

# MARKETING SUPPORT

La Panatta si affianca alla progettazione del brand del vostro centro, andando poi a sviluppare tutta la comunicazione a 360 gradi! Dall'abbigliamento tecnico ai documenti promozionali (brochure, inviti ad eventi, fidelity card), fino ad arrivare alla corporate identity ed allo studio del sito internet del club.

Panatta helps to design the brand name of your centre, going on to develop all communication 360 degrees! From the tech clothing to the promotional documents (brochures, invitations to events, fidelity card), until developing corporate identity and the study of the club's internet site.

FR. La Société Panatta s'associe à la conception du logo de votre centre, en allant ensuite développer toute la communication à 360 degrés! Du vestimentaire technique jusqu'aux documents promotionnels (brochures, invitations aux événements, carte fidélité), pour arriver à la corporate identity et à l'étude du site internet du club.

ES. Panatta ofrece apoyo en el proyecto de la marca de su centro y luego desarrolla toda la comunicación a 360 grados! Desde el vestuario técnico, los documentos promocionales (folletos, invitaciones a eventos, tarjetas de fidelidad) hasta las identidades corporativas y al estudio del sitio internet del club.

DE. Panatta steht Ihnen bei der Planung des Brands und Ihrer Einrichtung zur Seite, wobei die gesamte Verbindung "rundherum" entwickelt wird! Von der technischen Begleitung bis hin zu Promotionen (Prospekte, Einladungen, uvm.) um schließlich zur Corporate Identity und zum Entwurf der Website des Clubs zu gelangen.

RU. Компания Panatta поможет вам в разработке бренда вашего центра, разрабатывая связи с общественностью на 360 градусов! От профессиональной спортивной одежды до промоциональной документации (брошюры, приглашения на мероприятия, поощрительные карточки), до создания корпоративного образа и изучения Интернет сайта клуба.

AR.

Panatta تكمل برفقتك تصميم العلامة التجارية للمركز الخاص بك. ثم تطوير كافة الاتصالات. على 360 درجة! ابتداءً من الملابس التقنية إلى ملفات ومستندات الترويج (الكتيبات والدعوات لحضور المناسبات. وبطاقة الوفاء) حتى تصل إلى الهوية المؤسسية ودراسة الموقع الإلكتروني للنادي.

## VISUAL

Panatta Logo  
2CZG0004



## DIMENSIONS

L 70 cm  
H 16 cm

## VISUAL

POSTER FREE WEIGHT  
2GRhp0021



## DIMENSIONS

L 100 cm  
H 70 cm

## VISUAL

POSTER  
2GRhp0023



## DIMENSIONS

L 100 cm  
H 70 cm

## VISUAL

POSTER  
2GRhp0024



## DIMENSIONS

L 100 cm  
H 70 cm



Find more



**VISUAL**

"powered by" plate  
2CZG0002GB

**DIMENSIONS**

L 50 cm  
H 30 cm

**MERCHANDISING**

SMART T-shirt - female



S 2 CZ G0209S L 2 CZ G0209L  
M 2 CZ G0209M XL 2CZG0209XL

**MERCHANDISING**

SMART T-shirt - male




M 2 CZ G0211M XL 2 CZ G0211XL  
L 2 CZ G0211L XXL 2 CZ G0211XXL  
XXXL 2 CZ G0211XXXL

**MERCHANDISING**

Towels  
2CZG0014

**DIMENSIONS**

L 40 cm  
H 90 cm



TULIP HOTEL  
5 STARS HOTEL CHAIN  
EGYPT





Worldwide Fitness Company

# AFTER SALE SERVICE

**Affidabilità, Efficienza, Sicurezza.**  
Un servizio strutturato volto a garantire la soddisfazione dei nostri Clienti nel tempo.

Reliability, Efficiency, Safety. A service designed to guarantee the constant satisfaction of our customers.

FR. Fiabilité, Efficacité, Sécurité. Un service structuré pour garantir la satisfaction de nos clients dans le temps.

ES. Fiabilidad, eficiencia, seguridad. Un servicio estructurado dirigido a garantizar la satisfacción de nuestros clientes a lo largo del tiempo.

DE. Zuverlässigkeit, Effizienz, Sicherheit. Ein besonderer Service, mit dem Ziel zur dauerhaften Gewährleistung und Zufriedenheit unserer Kunden.

RU. Надёжность, эффективность, безопасность. Структурированная служба, направленная на гарантию удовлетворённости наших клиентов на протяжении всего времени.

AR.  
ثقة وكفاءة وأمان.  
خدمات منظمة تهدف إلى تلبية احتياجات العملاء مع الوقت.

## AFTER SALE SERVICES / SERVIZI DI ASSISTENZA

### RELIABLE

Panatta is a reliable partner, supporting customers with an extensive and highly organised after-sales service network.

### EFFICIENT

Panatta guarantees customers a response to their requests in 24/48 h.

### SECURE

With My Panatta Card, Panatta gives customers the possibility to monitor the status of their requests in real time and to interact with the company 24/7.

### INTERNATIONAL NETWORK OF AUTHORISED SERVICE CENTRES

Albania	China	Ghana	Kosovo	Montenegro	Senegal	Turkmenistan
Algeria	Cile	Guinea	Kuwait	Morocco	Serbia	U.K.
Angola	Croatia	Hong Kong	Latvia	Netherlands	Slovakia	Ukraine
Australia	Cyprus	Hungary	Lebanon	New Zealand	Slovenia	U.A.E.
Austria	Czech Republic	India	Liberia	Norway	South Korea	U.S.A.
Azerbaijan	Denmark	Indonesia	Libya	Oman	Spain	Uzbekistan
Bahrain	Dominican Republic	Iran	Luxembourg	Pakistan	Sweden	Vietnam
Belarus	Egypt	Iraq	Macedonia	Poland	Switzerland	
Belgium	Finland	Ireland	Mali	Porto Rico	Syria	
Benin	France	Italy	Malta	Portugal	Taiwan	
Bolivia	French Polynesia	Ivory Coast	Mauritius	Qatar	Thailand	
Bosnia	French Antilles	Japan	Mexico	Romania	Togo	
Brazil	Georgia	Jordan	Moldavia	Russian Federation	Tunisia	
Canada	Germany	Kazakhstan	Mongolia	Saudi Arabia	Türkiye	



PANATTA CRM - ONLINE SUPPORT 24 HOURS A DAY, 7 DAYS A WEEK



ONLINE SUPPORT 24 HOURS A DAY, 7 DAYS A WEEK

WWW.PANATTASPORT.COM



# PANATTA LAYOUT

Panatta, grazie ad un team dedicato di professionisti, affianca i propri clienti nello studio e progettazione degli ambienti interni, proponendo una corretta ed efficace suddivisione degli spazi in linea con le sue esigenze.

Thanks to a dedicated team of professionals, Panatta assists customers in studying and designing interior environments, proposing the best and most effective layout of the spaces for each customer needs.

FR. Grâce à une équipe spécialisée de professionnels, Panatta aide ses clients dans la conception et la création de leurs locaux internes, en leur proposant un aménagement correct et efficace des espaces conformément à leurs besoins.

ES. Panatta, gracias a un equipo dedicado de profesionales, ayuda a sus clientes en el estudio y elaboración de los ambientes interiores, proponiendo una correcta y eficaz división de los espacios según sus necesidades.

DE. Panatta unterstützt seine Kunden mit einem Team aus Experten, bei der Entwicklung und Planung der Räumlichkeiten und schlägt eine richtige und effiziente Raumaufteilung entsprechend der Bedürfnisse vor.

RU. Благодаря состоящей из специалистов команде, компания Panatta помогает своим клиентам в разработке и проектировании внутренних помещений, предлагая правильное и эффективное разделение пространства в соответствии с собственными требованиями.


AR. تقوم شركة Panatta من خلال الاستعانة بفريق من المحترفين بمراقبة عملائها أثناء دراسة وتصميم البيئات الداخلية. وتفتتح عليهم تقسيم صحيح وفعال للمساحات ومبني على الاحتياجات المحددة للعميل.

## LAYOUT

### 3D



### 2D





IL DAVID  
FITNESS CENTER  
ITALY



# PANATTA REFERENCES

**FITNESS CENTERS, HOTEL-SPA,  
CORPORATE, EDUCATIONAL, MILITARY,  
MEDICAL REHAB, REAL ESTATE**



ACTION FIT  
FITNESS CHAIN  
ITALY



TYB BY YASIR KHAN  
FITNESS CENTER  
UAE





GOLD'S GYM | EL SHROUK  
INTERNATIONAL FITNESS CHAIN  
EGYPT



WORLD GYM  
INTERNATIONAL FITNESS CHAIN  
EGYPT



POWERHOUSE GYM  
INTERNATIONAL FITNESS CHAIN  
QATAR



BINOUS1 GYM  
FITNESS CENTER  
UAE



Worldwide Fitness Company





THE ONE GYM  
FITNESS CENTER  
OMAN



ALMA FITNESS  
FITNESS CENTER  
JAPAN



FITNESS ADDICT  
FITNESS CHAIN  
FRANCE




CULTURE FITNESS 24/7  
FITNESS CENTER  
AUSTRALIA







EMAAR ADDRESS HARBOUR POINT  
LUXURY HOTELS & RESORTS  
UAE



MOSAIC MY HEALTH  
REHAB CENTERS  
UAE



WAWAN GYMS  
FITNESS CHAIN  
MIDDLE EAST



MILITARY GYM  
MILITARY  
EGYPT



Worldwide Fitness Company



# ATELIER PANATTA

## PADDINGS

### THE PERFECT MACHINE

Panatta gives you the opportunity to customise your equipment, proposing over 2.000 different colour combinations (frame/padding). You will also be able to have your centre's logo embroidered onto the product, making it both unique and exclusive.



**STANDARD**  
Single coloured padding.



**EXCLUSIVE**  
/OPTIONAL  
Single coloured padding. Personalization of stitching and lateral border with the following colors: Red, Black and Silver. Other colors available on demand / optional.



**RACING**  
/OPTIONAL  
Outer part matt black. Central part with striped texture with the following colors: Red, Black and Silver. Other colors available on demand / optional.



**ONLY BORDER**  
/OPTIONAL  
Single coloured padding. Personalization of lateral border with the following colors: Red, Black and Silver. Other colors available on demand / optional.




**SPECIAL EDITION**  
/OPTIONAL ONLY FOR MONOLITH AND INSIDE  
Two kinds of black paddings. Personalization of stitching and lateral border with the following colors: Red, Black and Silver. Other colors available on demand / optional.



### LOGO / OPTIONAL

POSSIBILITY OF CUSTOMIZED PADDING WITH YOUR LOGO.

#### FRONT



LOGO ON THE FRONT PART OF THE PADDING.  
Max dimensions of the front logo (LxH): 14x14 cm


#### LATERAL



LOGO ON THE LATERAL PART OF THE PADDING.  
Max dimensions of the lateral logo (LxH): 20x4 cm

CODE	TEXTURE	FRONT	LATERAL
D	STANDARD	✓	✓
S	SPECIAL	⊖	✓
A	EXCLUSIVE	⊖	✓
L	ONLY BORDER	✓	✓

### PADDING COLOURS




BLACK




RED



CASHMERE



RUBY



SILVER



ORANGE



BROWN



BALTIC




BLUE



YELLOW



GREEN



GOLD



# ATELIER PANATTA

CUSTOMIZED  
PRODUCTIONS





# FRAME COLOURS



## LEG EXTENSION

GRAPHITE FRAME  
YELLOW MOVING PARTS

- Two optional:
- EXCLUSIVE PADDING
  - BICOLORED FRAME

## FRAME COLOURS

### STANDARD COLOURS



GRAPHITE



GLOSSY SILVER



GLOSSY WHITE

### OPTIONAL COLOURS / 1



RED




YELLOW



SKY BLUE



GLOSSY BLACK



MATTE BLACK




MATTE ARMY GREEN

### OPTIONAL COLOURS / 2



ORANGE




GOLD



PINK



GREEN



ONLY TRANSPARENT COATING  
ON THE FRAME



## FRAME / ONE ONLY COLOUR

CHOOSE YOUR FAVORITE COLOUR

326

PANATTA - ATELIER



## BICOLOURED FRAME / OPTIONAL

OPTIONAL AVAILABLE ONLY FOR MONOLITH AND FREEWEIGHT LINES



Worldwide Fitness Company





www.panattasport.com

DESIGNED AND **MADE IN ITALY**

#### ITALY

Panatta Srl  
Via Madonna della Fonte 3/C  
62021 Apiro (MC) Italy  
Tel. ☎ +39 0733 611824  
info@panattasport.it

#### FRANCE

Panatta France S.A.R.L.  
30 Rue de l'Industrie  
92563 Rueil-Malmaison  
Tél. +33 (0) 1 41 39 00 40  
☎ +33 (0) 6 72 08 33 87  
infofr@panattasport.it

www.panattasport.com

📘 @panattasport

📷 @panattaofficial

📺 panattaofficial

🌐 Panatta

📱 panatta\_official



Panatta® reserves the right to modify its products and documentation at any time without prior notice. All Panatta® brand and patents are owned by Panatta s.r.l. in Italy and abroad. Panatta 2023 © Copyright. The accessories (dumbbells, discs and barbells) are always placed as decorum therefore not included in the machine. All DFC structures (indoor and outdoor) must be firmly fixed to the ground/wall with suitable fasteners. Fastening will be the responsibility of the customer and Panatta cannot be held responsible for any damage to persons or property caused by the use of these devices. Panatta cannot in any way be held responsible for damage to property or persons resulting from incorrect fixing.

Panatta® si riserva il diritto di modificare i prodotti e la documentazione senza obbligo di preavviso. I marchi ed i brevetti Panatta® sono di proprietà della Panatta s.r.l. in Italia e all'estero. © Copyright Panatta 2023. Gli accessori (manubri, dischi, bilancieri) sono sempre inseriti come decoro e quindi non sono inclusi nella macchina. Tutte le strutture DFC (indoor ed outdoor) dovranno essere saldamente fissate a terra/parete con idonei dispositivi di fissaggio. Il fissaggio sarà a completa cura del cliente e l'azienda Panatta non potrà in nessun modo essere chiamata in causa per danni a cose o persone rivenienti dall'erroneo fissaggio.

DPGEN.5000.IT.EN.DE.ES.RU.AR.23

graphic design: tonidigrigio.it - photos: maurizioparadisi.it



# MADE IN ITALY

## PANATTA È LA PIÙ LONGEVA AZIENDA ITALIANA NEL SETTORE DEL FITNESS, UNICA A REALIZZARE MACCHINARI COMPLETAMENTE MADE IN ITALY.

NATA 6 DECENNI FA DALLA PASSIONE DI RUDY PANATTA, L'AZIENDA FONDA LE PROPRIE RADICI NELLE ORIGINI DELLA CULTURA FISICA.

IL SUCCESSO DEL BRAND PANATTA NEL MONDO È STATO POSSIBILE GRAZIE AL TOTALE CONTROLLO DEL CICLO DI SVILUPPO E DEL PROCESSO PRODUTTIVO DI OGNI SINGOLO MACCHINARIO, LE CUI FASI SI SVOLGONO TUTTE ALL'INTERNO DELL'AZIENDA. L'AZIENDA SI SVILUPPA SU OLTRE 20.000 m<sup>2</sup> COPERTI DI STABILIMENTI DI PROPRIETÀ SITUATI NEL CUORE DELLA REGIONE MARCHE.

#### HEADQUARTER

- Sede legale e amministrativa
- Direzione commerciale e marketing
- Showroom di oltre 1800 m<sup>2</sup> con più di 400 macchinari da poter visionare e provare
- Progettazione e sviluppo formata da un team di ingegneri e designer
- Sede operativa assistenza e spedizione ricambi

#### STABILIMENTI PRODUTTIVI

- Officina prototipazione
- Laboratorio test e collaudi
- Reparto meccanica dotato di oltre 16 postazioni di saldatura manuale, 3 robot di saldatura tridimensionale a 10 assi e centri di lavoro a controllo numerico
- Centro automatizzato di produzione dei mattoni contrappesi comprensivo di taglio, foratura e lavorazioni di finitura (1 mattone ogni 38 secondi)
- Reparto stampaggio poliuretano con doppio impianto per produzione flessibile (imbottiture) e integrale (pedane, cloche, ecc.)
- Due impianti di verniciatura a polvere in linea: sabbiatrici per la pulizia dei pezzi, 3 cabine di verniciatura con impianto robotizzato, 2 forni di cottura e 2 trascinatori aerei lunghi 250 m ciascuno che consegnano il prodotto finito direttamente al reparto assemblaggio. Impianti operativi su più turni di lavoro
- Reparti montaggio isotonico e cardio fitness
- Controllo qualità e collaudo finale di ogni singolo prodotto realizzato
- Sede logistica e spedizione merce con sistema di imballaggio robotizzato

**CHI SCEGLIE IL BRAND PANATTA  
SPOSA UNA STORIA, UNA TRADIZIONE,  
UN'ECCCELLENZA BIOMECCANICA  
E UNA QUALITÀ SENZA PARAGONI.**





[www.panattasport.com](http://www.panattasport.com)